

Hambrook Cricket Club

2017 Annual Report

&

Annual General Meeting Agenda

Thursday 16th November 2017 (7.45pm)

Agenda & Contents:

1. Apologies
2. Approve the Minutes of the 2017 AGM
3. Chairman's Report
4. Captains Reports 2017
5. Youth Report and accounts 2017
6. Treasurers Report and accounts 2017
7. Election of Officers & Captains 2018 season
8. Election of Vice Presidents & Life Members
9. Subscriptions, match fees and tea charges 2018
10. Members forum

Chairman's Report:

It was just 12 months or so ago we were again celebrating another successful season with promotions and silverware.

2017 in many ways has given us the starkest reminders that any clubs fortunes can change very quickly.....

Success can be measured in many ways..... running a successful Youth Section, putting out 4 teams most weekends, having one of the best grounds around, having an extremely dedicated and selfless team of volunteers working tirelessly for the club and having a clear exit pathway from youth to senior cricket are all things we should be embracing and celebrating.

Against this there will always be things that stand out as a frustration for myself as Chairman and these will be on my agenda as the club looks forward to 2018 and beyond:

- Effective collection of senior player annual subscriptions (we have regular and habitual non-payers or late payers)
- Clarity about annual senior subscriptions and match fees
- Finding a way(s) to get much better support from across both youth and senior sections when jobs need doing (e.g. pre-season and end of season work on the ground) – so much done by the few and so little done by the many..... (sorry folks just a very honest observation about the majority taking and giving nothing back)
- How the youth set up is better supported going forward.....we need to tap into the experience and knowledge of our senior players.....
- Retention of gifted and talented Youth Players, too many players and parents leaving as they perceive the grass is greener elsewhere – we need to ensure our coaching programme meets the needs of these players, we need to challenge, nurture and develop players for the benefit our club not Winterbourne (we have good coaches doing an excellent job, but they are few and can't do it all without support).

So just a few things to keep us ticking over. The key word there is 'US'. It was just back in March I informed the management committee of my intention to stand down from the role of chairman at this year's AGM. At the time there was something of a hangover of the success of the past two seasons, the challenges of working full time outside of cricket, plus the demands of yet another cricket season to get through – to be blunt after nearly 20 years I was jaded and wanting to take a break.

After very careful consideration and having had a less involved season, it was knowing I can still make a positive impact at Hambrook CC that has forced a change of mind, feeling refreshed and looking for a challenge I will stand for re-election.

After 20 seasons involved in cricket at club, league and County level I'm pretty sure I have the knowledge and experience needed to fulfil the role of Chairman. If I don't know the answer to something I have the contacts and positive relationships within the various leagues, associations and at the Gloucestershire Cricket Board to ask for help when needed.

OK, let us move on, look forward into 2018 on a positive note and celebrate and wholeheartedly thank the individuals who selflessly give their time up for the club.

I would like to start with our three Saturday captains all of whom are standing down this year:

- 1st XI – Lee Dyer with 2 promotions and a cup win there was plenty to celebrate. Unfortunately, the momentum didn't continue this year and a drop back into Division 1 for 2018. Off the field Lee has been busy with the bonus ball and raffle fundraising.
- 2nd XI – after several years drifting, the 2nd XI stabilised and moved forward under David Branton. A promotion and a very credible 4th place in Division 8 sees the team well placed to push on again in 2018 and beyond.

- 3rd XI – they say a week is a long time in politics, if that's the case what is 10 years as captain for Rich Snell? In many ways the miracle worker in ensuring the team stabilised each year at their current level.

On Sundays I would like to thank James Wigzell for stepping in as captain. A much different dynamic this year with a lot of senior players not making themselves available. However, this allowed a sizable number of youth players to showcase their skills in a longer match format.

The Youth Section again ran numerous age groups under the guidance of Rich Carter. It was a mixed season with no U13's and the U17's having virtually no opposition to play against.

I'm sure Rich will pass on the relevant thanks in his report to all the team managers and coaches – I would simply seek to endorse these thanks from the management team.

Looking forward to 2018 I am hoping to be more involved with coaching – there are a few challenges for the youth section in terms of numbers and retention of gifted and talented players. My message to parents is we are a club for all and I want to build on the great work Rich and his team are doing. Key to this is having enough volunteer helpers. Mums & Dads your input is vital – if you fancy getting involved just let Rich know.

One group of people that can be missed when sending out the thanks are the parents of the Youth players – thank you everyone for bringing your children to the club, its hugely appreciated!!

To those that worked so tirelessly on the ground this year – Roland Allen, Nathan Warren, Aidy Kislingbury & Rich Snell being the main people.

To those that also helped when needed on the square and ground – Lee Dyer, Richard Dyer, Stuart Rutter, Rich Carter, Tom Yearsley someone called Martin Dyer (whoever he is?) – thank you.

Thank you to the ever-present Carol Dyer for scoring the 1st XI matches again in 2017. Also for your work in running the bonus ball again this year.

Also, a word of thanks for our Tea persons – Sarah Yearsley, Tracey Vardy and John Howe (and very nice they were too!!)

To Jon Snell who remains active behind the scenes producing the excellent match day programmes, being the quiz master for our quiz night and for raising nigh on £1000 per year from the 100 Club.

Lastly, my thanks go to the Management committee and Youth Section sub-committee in ensuring the club is well run and solvent. Especially like to mention the invaluable contributions made by our Treasurer Colin Carson and secretary Chris Millett.

Although not on the committee, thank you again to Nathan Warren for fulfilling the role of Fixture Secretary.

So, we look forward to 2018 with some degree of in trepidation. 3 new captains, if all goes to plan an overseas player and subject to his election at the AGM then Neil Higginson will be joining the management team as Vice Chairman. Neil will bring a huge amount of knowledge and experience to the club from both inside and outside of cricket. Thank you of course to Neil for all his support and guidance again in 2017.

If I have forgotten to thank anyone, I offer my apologies and thank you too.

2018 looks like it will start with some exceptional expenses – the replacement of the Site Screens will be circa £2000. Our application for an ECB interest Free Loan appears to be moving forward – this will help fund the replacement mower with trailing seat used for cutting the square. That said the club will still need to contribute about £1k (and repay the loan).

Whilst the 100 Club and Bonus Ball helps fund these items it won't leave a lot of contingency for any other items we may need – for this reason please do support any fundraising activities we run in 2018.

Similarly, help is always needed around the club – as already mentioned, youth section parents you can have such a positive impact by helping with umpiring, scoring, help run a training session alongside one of the qualified coaches, fundraising, run a BBQ on a Friday evening training. Likewise, if you would like to get involved in a more formal role then please do let us know – believe me there is a job for everyone!! Seniors, if you would like to get involved just put your hand up – no one will be turned away!! I would encourage people to get involved – so much more we can do if everyone helps – it would take a lot of pressure off the current volunteers.

To round off 2017, I was really pleased to hear a few weeks ago that Hambrook CC had been successful in its reaccreditation for ECB ClubMark. It means we have once again been benchmarked by the ECB/ Sport England and recognised as a sustainable, well run as well as providing a positive environment for our members.

Thanks, must go to the small team that were involved in this project over the past few months: Carol Dyer, Martin Dyer, Richard Carter plus Level 2 coaches Richard Dyer & Rory O'Connor. The whole project was coordinated by Youth Section parent Naomi Amos – everyone take a bow, its well-deserved!!

I look forward to seeing everyone at the AGM.

Martin Dyer – Chairman, Hambrook CC

1st XI Report – Lee Dyer

Back to tier 4 after another great promotion. Win the 1st game, close encounter with Timsbury with us winning by a wicket last ball with Pete Davis scoring the winning run with myself at the other end 40 odd not out. This followed Pete's 1st 5 wicket haul for Hambrook. However, it seems maybe we were a little negligent and took things easier than we should have.

Over the course of the rest of the season things weren't as glamorous as they were the previous 2 seasons with the final game resulted us being relegated from tier 4. There were still a lot of positives to take from the season though. Firstly, we have an extremely young and inexperienced squad of players. This takes nothing away from their ability by any means as we have some superb players and the inexperience unfortunately cost us in some games. I certainly feel we should have beaten one of the promoted teams both home and away as well as BWI. Frenchay on the common was another close game. Unfortunately, we fell short in these games. But we were competitive. I believe IF we go straight back up, we stand a much better chance of staying in that division now we have been there, and we will learn from our mistakes no doubt about it.

Highlights

So, just a brief note to those players who scored 50 or took 5 wickets in a game.

Batting

- Josh Lax - 53 vs Shirehampton
- Josh Lax - 66 vs BWIP (142 run partnership with Darren Vickery)
- Darren Vickery - 65 vs BWIP (142 run partnership with Josh Lax)
- Calum Martin - 52 vs Timsbury

Bowling

- Pete Davis - 5/28 vs Timsbury
- Alex Dyer - 5/41 vs BWIP

I should add that there were many 4 wicket hauls as well.

Highest run scorers

1. Alex Dyer 289 @ 18.06
2. Josh Lax 258 @ 15.18
3. Darren Vickery 245 @ 20.42
4. Mark Dyer 237 @ 15.80
5. Calum Martin 214 @ 15.29

Leading wicket takers

1. Rich Dyer 33 wickets @ 16.70
2. Alex Dyer 20 wickets @ 16.00
3. Aidy Kislingbury 19 wickets @ 20.11
4. Pete Davis 19 wickets @ 21.11
5. Mark Dyer 14 wickets @ 23.00

I think just looking at these simple stats, it shows that we didn't apply ourselves perhaps as well as we could/should have with the bat. But it was a massive learning experience for our players and they will bounce back strong next year for sure.

Thank you

Thank you to the following people who have been instrumental in helping me not only through this season but the last 3 years I have been captain.

Firstly, our wonderful tea suppliers. Sarah Yearsley and Tom Yearsley, Tracy Vardy and John Howe. Also Martin Dyer who was putting teas out and preparing drinks for intervals all season.

Carol Dyer our scorer. We must have a scorer in our division so thank you for volunteering to score for us. Also, thanks to Pete Reeves for coming all the way to Nailsea to score that game.

Roland Allen, Nathan Warren, Aidy Kislingbury and everyone else who has helped on our stunning ground making it look its absolute best. Without you guys we wouldn't be able to play on what I consider the most picturesque ground in Bristol.

Darren Vickery and Aidy Kislingbury, constantly giving their opinions, thoughts and ideas. It was invaluable throughout the last 3 seasons.

Dave Branton, Rich Snell, James Wigzell and Rich Carter. I probably wasn't the easiest to get along with at selection at the best of times. I appreciate the patience you have shown in me so thank you.

Thank you to the players. The support you have all given me and belief you have shown in me is incredible. This is my last season as captain. I thank everyone at the club who has supported not only myself, but the 1st XI for the last 3 years and I appreciate the comments from those who have said they would like me to continue. Unfortunately, the role is massive and this year I have struggled to enjoy my cricket as much as I have in previous seasons. I think my own performances have shown that. (I did try to drop myself)!!!! The last 18 months have been tough for me and although things this year are 100% better than they were last season, I still feel now is the right time for me to stand down. At the start of my reign as captain, I set out to achieve 2 promotions back to tier 4. I gave us 5 years to do it. We did it in 2!!!! I wanted firstly everyone to enjoy their cricket, secondly believe in themselves as players and thirdly also improve as not only individuals but as a team. I'd like to think and hope I gave everyone those 3 things and I hope that I gave everyone deserving of an opportunity a fair one. As I said, it is time for me to stand down now and allow someone else to take the reins. I will support whoever steps in to the role 100%. Finally, thank you to everyone involved with Hambrook who has supported me and my reign over the last 3 years. I hope I have restored some pride back to the club despite the setback this season.

On to 2018, let's hope that the 1st XI can go straight back up and this time stay there as well as promotion pushes for the 2nd and 3rd XI. We have a great squad and an even better club. Tier 4 is where we deserve to be so let's all, as a club, get behind the new captain and please support them as well as every single person at Hambrook has supported me.

Lee Dyer – 1st XI Captain

1st XI Fielding Statistics

| Rank | Player | Wicket Keeping Catches | Stumpings | Total Wicket Keeping Wickets | Fielding Catches | Run Outs | Total Fielding Wickets |
|------|-------------------|------------------------|-----------|------------------------------|------------------|----------|------------------------|
| 1 | James Wiggzell | 19 | 0 | 19 | 0 | 0 | 0 |
| 2 | Leo Dyer | 0 | 0 | 0 | 12 | 2 | 14 |
| 3 | Adrian Kisingbury | 0 | 0 | 0 | 10 | 0 | 10 |
| 4 | Mark Dyer | 0 | 0 | 0 | 8 | 0 | 8 |
| 5 | Richard Dyer | 0 | 0 | 0 | 7 | 0 | 7 |
| 6 | Alex Dyer | 0 | 0 | 0 | 2 | 3 | 5 |
| 7 | Josh Lax | 0 | 0 | 0 | 5 | 0 | 5 |
| 8 | Darren Vickery | 0 | 0 | 0 | 5 | 0 | 5 |
| 9 | Peter Davis | 0 | 0 | 0 | 2 | 2 | 4 |
| 10 | George Weston | 0 | 0 | 0 | 3 | 1 | 4 |
| 11 | Calum Martin | 0 | 0 | 0 | 2 | 0 | 2 |
| 12 | Nathan Warren | 0 | 0 | 0 | 2 | 0 | 2 |
| 13 | Rory O'Connor | 0 | 0 | 0 | 2 | 0 | 2 |
| 14 | Edin Ahmed | 0 | 0 | 0 | 2 | 0 | 2 |
| 15 | Kieran Smith | 0 | 0 | 0 | 1 | 0 | 1 |

1st XI Batting Statistics

| Rank | Player | Games | Inns | Not Outs | Runs | High Score | Avg | 50s | 100s | Strike Rate |
|------|--------------------|-------|------|----------|------|------------|-------|-----|------|-------------|
| 1 | Alex Dyer | 16 | 16 | 0 | 289 | 46 | 18.06 | 0 | 0 | 67.13 |
| 2 | Josh Lax | 17 | 17 | 0 | 258 | 66 | 15.18 | 2 | 0 | 40.62 |
| 3 | Darren Vickery | 13 | 13 | 1 | 245 | 65 | 20.42 | 1 | 0 | 66.67 |
| 4 | Mark Dyer | 17 | 17 | 2 | 237 | 38 | 15.80 | 0 | 0 | 72.69 |
| 5 | Calum Martin | 14 | 14 | 0 | 214 | 52 | 15.29 | 1 | 0 | 67.56 |
| 6 | Richard Dyer | 18 | 18 | 2 | 196 | 29 | 12.25 | 0 | 0 | 39.62 |
| 7 | James Wigzell | 16 | 16 | 1 | 139 | 38 | 9.27 | 0 | 0 | 31.44 |
| 8 | Lee Dyer | 17 | 15 | 3 | 123 | 47* | 10.25 | 0 | 0 | 63.43 |
| 9 | Adrian Kestingbury | 11 | 9 | 2 | 98 | 38 | 14.00 | 0 | 0 | 61.54 |
| 10 | George Weston | 11 | 9 | 0 | 72 | 23 | 8.00 | 0 | 0 | 48.09 |
| 11 | Chris Miffett | 5 | 5 | 0 | 65 | 20 | 13.00 | 0 | 0 | 59.09 |
| 12 | Nathan Warren | 7 | 7 | 1 | 47 | 18 | 7.83 | 0 | 0 | 68.00 |
| 13 | Stuart Ruffler | 1 | 1 | 0 | 32 | 32 | 32.00 | 0 | 0 | 72.73 |
| 14 | Kieran Smith | 11 | 9 | 6 | 25 | 11* | 8.33 | 0 | 0 | 24.39 |
| 15 | Peter Davis | 13 | 11 | 6 | 16 | 8* | 3.20 | 0 | 0 | 14.10 |

| | | | | | | | | | | |
|----|----------------|---|---|---|----|----|------|---|---|-------|
| 16 | Rory O'connor | 3 | 3 | 0 | 15 | 10 | 5.00 | 0 | 0 | 60.00 |
| 17 | Imdadur Rahman | 1 | 1 | 0 | 9 | 9 | 9.00 | 0 | 0 | 75.00 |
| 18 | Mitch Vardy | 1 | 1 | 0 | 9 | 9 | 9.00 | 0 | 0 | 40.91 |
| 19 | Ryan Lewis | 1 | 1 | 0 | 5 | 5 | 5.00 | 0 | 0 | 29.41 |
| 20 | Edin Ahmed | 3 | 3 | 0 | 4 | 2 | 1.33 | 0 | 0 | 23.53 |
















1st XI Bowling Statistics
















| Rank | Player | Overs | Maidens | Runs | Wickets | Best Bowling | 5 Wicket Haul | Economy Rate | Strike Rate | Average | Percentage Team Wicket |
|------|--------------------|-------|---------|------|---------|--------------|---------------|--------------|-------------|---------|------------------------|
| 1 | Richard Dyer | 117.0 | 7 | 551 | 33 | 4/28 | 0 | 4.71 | 21.27 | 16.70 | 23.57 |
| 2 | Peter Davis | 93.0 | 11 | 401 | 19 | 5/28 | 1 | 4.31 | 29.37 | 21.11 | 18.10 |
| 3 | Adrian Kinsingbury | 92.0 | 6 | 382 | 19 | 4/33 | 0 | 4.15 | 29.05 | 20.11 | 19.00 |
| 4 | Alex Dyer | 70.2 | 3 | 320 | 20 | 5/41 | 1 | 4.55 | 21.10 | 16.00 | 20.62 |
| 5 | Mark Dyer | 62.3 | 3 | 322 | 14 | 2/6 | 0 | 5.15 | 26.79 | 23.00 | 12.39 |
| 6 | Kieran Smith | 62.0 | 5 | 296 | 6 | 3/31 | 0 | 4.77 | 62.00 | 49.33 | 7.50 |
| 7 | Darren Vickery | 57.3 | 5 | 274 | 8 | 1/11 | 0 | 4.77 | 43.13 | 34.25 | 10.53 |
| 8 | George Weston | 49.0 | 4 | 253 | 9 | 3/30 | 0 | 5.16 | 32.67 | 28.11 | 13.43 |
| 9 | Nathan Warren | 36.5 | 2 | 193 | 3 | 2/50 | 0 | 5.24 | 73.67 | 64.33 | 7.32 |
| 10 | Lea Dyer | 9.0 | 0 | 45 | 0 | 0/45 | 0 | 5.00 | - | - | 0.00 |
| 11 | Mich Vardy | 9.0 | 3 | 23 | 0 | 0/23 | 0 | 2.56 | - | - | 0.00 |
| 12 | Ryan Lewis | 6.0 | 0 | 24 | 0 | 0/24 | 0 | 4.00 | - | - | 0.00 |

2nd XI Report - David Branton

(No report received)

2nd XI Batting Statistics

| Rank | Player | Games | Inns | Not Outs | Runs | High Score | Avg | 50s | 100s |
|------|--------------------------------------------------------------------------------------------------------|-------|------|----------|------|------------|--------|-----|------|
| 1 |  Stuart Rutter | 12 | 12 | 3 | 660 | 131* | 73.33 | 3 | 3 |
| 2 |  Richard Kisingbury | 17 | 16 | 6 | 412 | 74* | 41.20 | 2 | 0 |
| 3 |  George Weston | 3 | 3 | 0 | 273 | 153 | 91.00 | 1 | 1 |
| 4 |  Rory O'connor | 10 | 10 | 0 | 180 | 50 | 18.00 | 1 | 0 |
| 5 |  Mitch Vardy | 8 | 8 | 1 | 177 | 56 | 25.29 | 1 | 0 |
| 6 |  James Wigzell | 2 | 2 | 1 | 171 | 86* | 171.00 | 2 | 0 |
| 7 |  Ryan Lewis | 8 | 8 | 2 | 140 | 36 | 23.33 | 0 | 0 |
| 8 |  Ben Thorogood | 11 | 10 | 1 | 113 | 20 | 12.56 | 0 | 0 |
| 9 |  Nicholas Woore | 4 | 4 | 1 | 108 | 58 | 36.00 | 1 | 0 |
| 10 |  Ben Amos | 10 | 10 | 0 | 102 | 43 | 10.20 | 0 | 0 |
| 11 |  Chris Millett | 2 | 2 | 0 | 96 | 89 | 48.00 | 1 | 0 |
| 12 |  Calum Martin | 3 | 3 | 0 | 85 | 44 | 28.33 | 0 | 0 |
| 13 |  Nathan Warren | 7 | 6 | 1 | 78 | 36 | 15.60 | 0 | 0 |
| 14 |  Simon Woore | 9 | 8 | 3 | 77 | 29 | 15.40 | 0 | 0 |
| 15 |  Edin Ahmed | 2 | 2 | 0 | 63 | 49 | 31.50 | 0 | 0 |
















| Rank | Player | Games | Inns | Not Outs | Runs | High Score | Avg | 50s | 100s |
|------|--------------------------------------------------------------------------------------------------------|-------|------|----------|------|------------|-------|-----|------|
| 16 |  Martin Richardson | 3 | 3 | 0 | 52 | 32 | 17.33 | 0 | 0 |
| 17 |  David Branton | 16 | 8 | 4 | 47 | 35* | 11.75 | 0 | 0 |
| 18 |  Lee Harding | 14 | 6 | 2 | 47 | 19* | 11.75 | 0 | 0 |
| 19 |  Imdadiur Rahman | 3 | 3 | 1 | 44 | 38* | 22.00 | 0 | 0 |
| 20 |  Simon Creese | 3 | 2 | 0 | 33 | 29 | 16.50 | 0 | 0 |
| 21 |  Paul Finken | 1 | 1 | 0 | 32 | 32 | 32.00 | 0 | 0 |
| 22 |  Simon Cross | 4 | 4 | 0 | 28 | 18 | 7.00 | 0 | 0 |
| 23 |  Lewis Greaves-Lugo | 5 | 3 | 0 | 27 | 14 | 9.00 | 0 | 0 |
| 24 |  Dean Pullin | 13 | 7 | 2 | 25 | 11 | 5.00 | 0 | 0 |
| 25 |  Paul Fincken | 1 | 1 | 0 | 22 | 22 | 22.00 | 0 | 0 |
| 26 |  Kieran Smith | 4 | 4 | 1 | 17 | 6 | 5.67 | 0 | 0 |
| 27 |  Adrien Kislisbury | 1 | 1 | 1 | 4 | 4* | - | 0 | 0 |
| 28 |  Darren Vickery | 1 | 1 | 0 | 4 | 4 | 4.00 | 0 | 0 |
| 29 |  Mark Dyer | 1 | 1 | 0 | 4 | 4 | 4.00 | 0 | 0 |
| 30 |  Roland Allen | 3 | 3 | 0 | 4 | 2 | 1.33 | 0 | 0 |

2nd XI Bowling Statistics

| Rank | Player | Overs | Maidens | Runs | Wickets | Best Bowling | 5 Wicket Haul | Economy Rate | Strike Rate | Average | Percentage Team Wicket |
|------|--------------------|-------|---------|------|---------|--------------|---------------|--------------|-------------|---------|------------------------|
| 1 | Lee Harding | 110.0 | 15 | 404 | 28 | 6/22 | 1 | 3.67 | 23.57 | 14.43 | 23.14 |
| 2 | Dean Pullin | 100.1 | 9 | 421 | 21 | 4/20 | 0 | 4.20 | 28.62 | 20.05 | 20.19 |
| 3 | David Branton | 71.0 | 4 | 399 | 11 | 2/24 | 0 | 5.62 | 38.73 | 36.27 | 11.34 |
| 4 | Ryan Lewis | 65.4 | 2 | 279 | 13 | 3/20 | 0 | 4.25 | 30.31 | 21.46 | 16.84 |
| 5 | Mitch Vardy | 61.1 | 3 | 280 | 14 | 4/26 | 0 | 4.58 | 26.21 | 20.00 | 19.44 |
| 6 | Simon Moore | 56.2 | 2 | 236 | 8 | 2/23 | 0 | 4.19 | 42.25 | 29.50 | 10.39 |
| 7 | Nathan Warren | 50.0 | 4 | 207 | 12 | 3/32 | 0 | 4.14 | 25.00 | 17.25 | 20.69 |
| 8 | Lewis Greaves-Lugo | 34.0 | 4 | 134 | 4 | 1/11 | 0 | 3.94 | 51.00 | 33.50 | 9.52 |
| 9 | Kieran Smith | 32.0 | 3 | 150 | 2 | 1/11 | 0 | 4.69 | 96.00 | 75.00 | 5.71 |
| 10 | George Weston | 21.0 | 2 | 85 | 2 | 1/8 | 0 | 4.05 | 63.00 | 42.50 | 8.70 |
| 11 | Calum Martin | 15.0 | 1 | 66 | 1 | 1/19 | 0 | 4.40 | 90.00 | 66.00 | 4.35 |
| 12 | Peter Davis | 15.0 | 2 | 58 | 1 | 1/24 | 0 | 3.87 | 90.00 | 58.00 | 5.00 |
| 13 | Roland Allen | 14.0 | 2 | 73 | 1 | 1/35 | 0 | 5.21 | 84.00 | 73.00 | 5.56 |
| 14 | Paul Fincken | 9.0 | 2 | 33 | 3 | 3/33 | 0 | 3.67 | 18.00 | 11.00 | 37.50 |
| 15 | Danika Dyer | 9.0 | 1 | 34 | 2 | 2/34 | 0 | 3.78 | 27.00 | 17.00 | 22.22 |

| Rank | Player | Overs | Maidens | Runs | Wickets | Best Bowling | 5 Wicket Haul | Economy Rate | Strike Rate | Average | Percentage Team Wicket |
|------|--------------------|-------|---------|------|---------|--------------|---------------|--------------|-------------|---------|------------------------|
| 16 | Chris Milleit | 9.0 | 1 | 47 | 2 | 2/29 | 0 | 5.22 | 27.00 | 23.50 | 10.53 |
| 17 | Adrian K'singbury | 9.0 | 0 | 60 | 2 | 2/60 | 0 | 6.67 | 27.00 | 30.00 | 28.57 |
| 18 | Darren Vickery | 9.0 | 0 | 78 | 0 | 0/78 | 0 | 8.67 | - | - | 0.00 |
| 19 | Stuart Rutter | 8.1 | 0 | 48 | 3 | 2/19 | 0 | 5.88 | 16.33 | 16.00 | 10.34 |
| 20 | Simon Cross | 7.0 | 0 | 34 | 4 | 3/15 | 0 | 4.86 | 10.50 | 8.50 | 22.22 |
| 21 | Mark Dyer | 7.0 | 1 | 23 | 3 | 3/23 | 0 | 3.29 | 14.00 | 7.67 | 30.00 |
| 22 | Matthew Howell | 6.5 | 0 | 36 | 0 | 0/10 | 0 | 5.27 | - | - | 0.00 |
| 23 | George Hanham | 5.0 | 0 | 17 | 2 | 2/17 | 0 | 3.40 | 15.00 | 8.50 | 20.00 |
| 24 | Edin Ahmed | 5.0 | 0 | 45 | 2 | 2/45 | 0 | 9.00 | 15.00 | 22.50 | 22.22 |
| 25 | Alistair Kilfoil | 5.0 | 1 | 14 | 1 | 1/14 | 0 | 2.80 | 30.00 | 14.00 | 11.11 |
| 26 | Rory O'connor | 5.0 | 0 | 13 | 1 | 1/13 | 0 | 2.60 | 30.00 | 13.00 | 10.00 |
| 27 | Paul Finken | 5.0 | 0 | 18 | 0 | 0/18 | 0 | 3.60 | - | - | 0.00 |
| 28 | Ben Anns | 3.0 | 0 | 25 | 1 | 1/14 | 0 | 8.33 | 18.00 | 25.00 | 8.33 |
| 29 | Richard K'singbury | 2.0 | 0 | 6 | 0 | 0/6 | 0 | 3.00 | - | - | 0.00 |
| 30 | Nicholas Woore | 2.0 | 0 | 12 | 0 | 0/12 | 0 | 6.00 | - | - | 0.00 |

2nd XI Fielding Statistics

| Rank | Player | Wicket Keeping Catches | Stumpings | Total Wicket Keeping Wickets | Fielding Catches | Run Outs | Total Fielding Wickets |
|------|--------------------------------------------------------------------------------------------------------|------------------------|-----------|------------------------------|------------------|----------|------------------------|
| 1 |  David Branton | 0 | 0 | 0 | 0 | 7 | 1 |
| 2 |  Dean Pullin | 0 | 0 | 0 | 0 | 6 | 0 |
| 3 |  Mitch Vardy | 0 | 0 | 0 | 0 | 5 | 1 |
| 4 |  Simon Woore | 0 | 0 | 0 | 0 | 4 | 0 |
| 5 |  Lee Harding | 0 | 0 | 0 | 0 | 3 | 1 |
| 6 |  Richard Kisingbury | 0 | 0 | 0 | 0 | 3 | 0 |
| 7 |  Ben Thorogood | 5 | 5 | 3 | 8 | 2 | 0 |
| 8 |  Nathan Warren | 1 | 1 | 0 | 1 | 2 | 1 |
| 9 |  Adrian Kisingbury | 0 | 0 | 0 | 0 | 2 | 0 |
| 10 |  Simon Creese | 0 | 0 | 0 | 0 | 1 | 0 |
| 11 |  Kieran Smith | 0 | 0 | 0 | 0 | 1 | 0 |
| 12 |  Peter Davis | 0 | 0 | 0 | 0 | 1 | 0 |
| 13 |  Nicholas Woore | 0 | 0 | 0 | 0 | 1 | 0 |
| 14 |  Ben Amos | 0 | 0 | 0 | 0 | 1 | 0 |
| 15 |  Lewis Greaves-Lugo | 0 | 0 | 0 | 0 | 1 | 0 |

| Rank | Player | Wicket Keeping Catches | Stumpings | Total Wicket Keeping Wickets | Fielding Catches | Run Outs | Total Fielding Wickets |
|------|---------------------|------------------------|-----------|------------------------------|------------------|----------|------------------------|
| 16 | 🏏 Edin Ahmed | 0 | 0 | 0 | 0 | 1 | 0 |
| 17 | 🏏 Ryan Lewis | 0 | 0 | 0 | 0 | 1 | 0 |
| 18 | 🏏 Martin Richardson | 0 | 0 | 0 | 0 | 1 | 0 |
| 19 | 🏏 George Weston | 0 | 0 | 0 | 0 | 1 | 0 |
| 20 | 🏏 Rory O'Connor | 4 | 1 | 5 | 0 | 0 | 1 |
| 21 | 🏏 James Wiggall | 1 | 1 | 2 | 0 | 0 | 0 |
| 22 | 🏏 Calum Martin | 0 | 0 | 0 | 0 | 0 | 2 |
| 23 | 🏏 Malcolm Davie | 2 | 0 | 2 | 0 | 0 | 0 |
| 24 | 🏏 Paul Fincken | 0 | 0 | 0 | 0 | 0 | 1 |
| 25 | 🏏 Simon Cross | 0 | 0 | 0 | 0 | 0 | 1 |

3rd XI Captains Report – Richard Snell

I think our main aim for the season was to finish mid table and winning our last 3 games we just about managed that, we won 6 games and lost 9, to be honest there was a couple of other games we should of won which would of saw us comfortably in the top half but overall I was happy with where we finished in the league, unfortunately we had to concede 1 game because of lack of players which to my knowledge is the first time this has happened to us during my captaincy, but when you see other clubs doing this regularly we can be very proud we put 3 teams out every Saturday.

On to the batting performances, Jon Snell dominated the averages scoring 503 runs averaging 83, he batted superbly all season and on 4 of those innings he batted right the way through ,the bowlers just couldn't get him out and he was our player of the season, Alistar Kilfoil also batted well scoring 304 runs averaging 27 , and there was also good contributions from Colin Carson , Jeremy Yearsley and Martin Richardson.

On to the bowling Jess Werrett was our top wicket taker with 15 wickets including one match against Patchway coming on to bowl when we were in a spot of bother and taking 6 wickets and winning the game for us, there was also good contributions from Alistar Kilfoil, Danika Dyer and Rich Carter who all took over 10 wickets.

On to the youth the main 2 guys to play for us was Dan Carter and Jeremy Yearsley they both have good potential and great attitude and hopefully a great future at Hambrook and both should now be aiming to play 2nd then 1st team cricket.

I was a little disappointed more youth team players don't play regularly but Saturday jobs seem to account for that , it is something that concerns me we need to get these 14 ,15 and 16 year olds playing regularly on a Saturday especially when you see quite a few over 50's playing who won't go on forever , we do need the next crop of youngster to step up into senior cricket to ensure as a club we keep the 3 saturday sides going.

A few thanks before I end , thank you to the selection team we met every Tuesday during the season and it ran fairly smoothly, I must give a big thanks to Rich Carter , on many occasions Rich would be phoning around frantically getting us a couple of youths to play for us on a Friday night and Saturday morning it's a great help so thanks Rich, thanks to Michelle for preparing the teas on a few occasions she would be up all night working but still put together a superb tea, thanks to Colin Carson my vice-captain for standing in for me on 2 matches and for having the roll of collecting match day subs, finally thanks to everyone who played for me during the season , I think we all enjoyed it and we always played in the right spirit of the game and gave 100 % which is all you can do , Lastly this was my final season as captain , after 10 years of leading the 3rds I decided the time was right to hand over the baton to someone else, I have really enjoyed the last 10 seasons and to all who have played for me thank you, I wish my successor all the best and hope everyone gets behind him and gives him good support though the 2018 season.

Richard Snell – 3rd XI Captain
















3rd XI Batting Statistics

| Rank | Player | Games | Inns | Not Outs | Runs | High Score | Avg | 50s | 100s | Strike Rate |
|------|---------------------|-------|------|----------|------|------------|-------|-----|------|-------------|
| 1 | ♣ Jon Snell | 15 | 13 | 7 | 503 | 82* | 83.83 | 5 | 0 | 49.77 |
| 2 | ♣ Alistair Kilfoil | 14 | 14 | 3 | 305 | 57 | 27.73 | 1 | 0 | 62.79 |
| 3 | ♣ Colin Carson | 13 | 9 | 2 | 177 | 59 | 25.29 | 2 | 0 | - |
| 4 | ♣ Jeremy Yearsley | 8 | 6 | 3 | 173 | 52* | 57.67 | 1 | 0 | - |
| 5 | ♣ Martin Richardson | 6 | 6 | 0 | 167 | 74 | 27.83 | 1 | 0 | 94.87 |
| 6 | ♣ Richard Snell | 13 | 9 | 2 | 135 | 48 | 19.29 | 0 | 0 | 54.76 |
| 7 | ♣ Daniel Carter | 12 | 7 | 1 | 101 | 28 | 16.83 | 0 | 0 | 116.67 |
| 8 | ♣ Simon Creese | 10 | 9 | 1 | 73 | 40 | 9.13 | 0 | 0 | 0.00 |
| 9 | ♣ Malcolm Davis | 10 | 6 | 3 | 65 | 23 | 21.67 | 0 | 0 | 100.00 |
| 10 | ♣ Ben Amos | 4 | 4 | 0 | 62 | 47 | 15.50 | 0 | 0 | - |
| 11 | ♣ George Richards | 2 | 2 | 0 | 54 | 53 | 27.00 | 1 | 0 | - |
| 12 | ♣ Richard Carter | 10 | 5 | 3 | 30 | 19* | 15.00 | 0 | 0 | - |
| 13 | ♣ George Hanham | 2 | 2 | 0 | 19 | 18 | 9.50 | 0 | 0 | - |
| 14 | ♣ Finn McIlraith | 2 | 2 | 0 | 14 | 11 | 7.00 | 0 | 0 | 42.86 |
| 15 | ♣ Tom Yearsley | 6 | 1 | 1 | 12 | 12* | - | 0 | 0 | - |
| 16 | ♣ Joshua Richardson | 5 | 4 | 0 | 11 | 6 | 2.75 | 0 | 0 | - |
| 17 | ♣ Matthew Howell | 2 | 2 | 0 | 9 | 5 | 4.50 | 0 | 0 | - |
| 18 | ♣ Simon Cross | 1 | 1 | 0 | 4 | 4 | 4.00 | 0 | 0 | - |
| 19 | ♣ Ben Thorogood | 1 | 1 | 0 | 3 | 3 | 3.00 | 0 | 0 | - |
| 20 | ♣ Roland Allen | 4 | 1 | 1 | 2 | 2* | - | 0 | 0 | - |
| 21 | ♣ Danika Dyer | 15 | 4 | 2 | 1 | 1* | 0.50 | 0 | 0 | - |
| 22 | ♣ Hobbes Gaulton | 1 | 1 | 0 | 1 | 1 | 1.00 | 0 | 0 | - |
| 23 | ♣ Imdadur Rahman | 1 | 1 | 0 | 1 | 1 | 1.00 | 0 | 0 | 20.00 |
| 24 | ♣ Mekesh Mistry | 1 | 1 | 0 | 0 | 0 | 0.00 | 0 | 0 | 0.00 |

3rd XI Bowling Statistics

| Rank | Player | Overs | Maidens | Runs | Wickets | Best Bowling | 5 Wicket Haul | Economy Rate | Strike Rate | Average | Percentage Team Wicket |
|------|-----------------|-------|---------|------|---------|--------------|---------------|--------------|-------------|---------|------------------------|
| 1 | Alstair Kiffell | 80.2 | 10 | 370 | 14 | 3/23 | 0 | 4.61 | 34.43 | 26.43 | 20.59 |
| 2 | Richard Carter | 61.0 | 4 | 293 | 12 | 3/10 | 0 | 4.80 | 30.50 | 24.42 | 25.53 |
| 3 | Danika Dyer | 119.4 | 19 | 530 | 12 | 2/21 | 0 | 4.43 | 59.83 | 44.17 | 13.79 |
| 4 | Jess Werrett | 10.0 | 1 | 42 | 8 | 6/14 | 1 | 4.20 | 7.50 | 5.25 | 40.00 |
| 5 | Jessica Werrett | 15.0 | 1 | 76 | 7 | 4/10 | 0 | 5.07 | 12.86 | 10.86 | 35.00 |
| 6 | Roland Allen | 31.0 | 4 | 106 | 7 | 3/10 | 0 | 3.42 | 26.57 | 15.14 | 20.59 |
| 7 | Daniel Carter | 88.0 | 7 | 395 | 7 | 2/29 | 0 | 4.49 | 75.43 | 56.43 | 11.29 |
| 8 | Jeremy Yearsley | 54.0 | 13 | 136 | 6 | 2/23 | 0 | 2.52 | 54.00 | 22.67 | 12.24 |
| 9 | Malcolm Davis | 15.2 | 0 | 78 | 3 | 2/34 | 0 | 5.09 | 30.67 | 26.00 | 15.00 |
| 10 | Tom Yearsley | 46.0 | 3 | 179 | 3 | 2/39 | 0 | 3.89 | 92.00 | 59.67 | 9.68 |
| 11 | Matthew Howell | 12.0 | 1 | 69 | 2 | 1/21 | 0 | 5.75 | 36.00 | 34.50 | 13.33 |
| 12 | George Hartham | 3.4 | 0 | 18 | 1 | 1/14 | 0 | 4.91 | 22.00 | 18.00 | 10.00 |
| 13 | Lee Harding | 8.0 | 2 | 12 | 1 | 1/12 | 0 | 1.50 | 48.00 | 12.00 | 20.00 |
| 14 | Ben Amos | 1.0 | 0 | 7 | 0 | 0/7 | 0 | 7.00 | - | - | 0.00 |
| 15 | Simon Cross | 1.0 | 0 | 4 | 0 | 0/4 | 0 | 4.00 | - | - | 0.00 |
| 16 | Ben Thorogood | 2.0 | 0 | 11 | 0 | 0/11 | 0 | 5.50 | - | - | 0.00 |
| 17 | Imdadur Rahman | 4.0 | 2 | 19 | 0 | 0/19 | 0 | 4.75 | - | - | 0.00 |
| 18 | Mekesh Mistry | 4.0 | 0 | 43 | 0 | 0/43 | 0 | 10.75 | - | - | 0.00 |

3rd XI Fielding Statistics

| Rank | Player | Wicket Keeping Catches | Stumpings | Total Wicket Keeping Wickets | Fielding Catches | Run Outs | Total Fielding Wickets |
|------|-------------------------------------------------------------------------------------------------------|------------------------|-----------|------------------------------|------------------|----------|------------------------|
| 1 |  Richard Snell | 0 | 0 | 0 | 4 | 0 | 4 |
| 2 |  Oanika Dyer | 0 | 0 | 0 | 4 | 0 | 4 |
| 3 |  Alistair Kiffoll | 0 | 0 | 0 | 3 | 0 | 3 |
| 4 |  Jeremy Yearsley | 0 | 0 | 0 | 2 | 1 | 3 |
| 5 |  Ben Annos | 0 | 0 | 0 | 2 | 0 | 2 |
| 6 |  Roland Allen | 0 | 0 | 0 | 2 | 0 | 2 |
| 7 |  Richard Carter | 0 | 0 | 0 | 2 | 0 | 2 |
| 8 |  Martin Richardson | 0 | 0 | 0 | 1 | 1 | 2 |
| 9 |  Simon Creeve | 0 | 0 | 0 | 1 | 1 | 2 |
| 10 |  Malcolm Davis | 0 | 0 | 1 | 1 | 0 | 1 |
| 11 |  Jon Snell | 0 | 0 | 0 | 1 | 0 | 1 |
| 12 |  Jess Warrett | 0 | 0 | 0 | 1 | 0 | 1 |
| 13 |  Dave Weston | 0 | 0 | 0 | 1 | 0 | 1 |
| 14 |  George Richards | 0 | 0 | 0 | 1 | 0 | 1 |
| 15 |  Joshua Richardson | 0 | 0 | 0 | 1 | 0 | 1 |

Sunday XI Captains Report – James Wigzell

Sunday cricket for 2017 can best be described as a mixture of good, bad, encouraging, unfortunate, and outrageous!

2017 represented something of a different approach when it came to Sunday league cricket. Whereas in previous seasons we mostly selected a team with a strong core, enabling us to place well in the league, this year we have had a more fluctuating line up, and also integrated a significant number of junior players. Our league form could be summarised in two different ways. We achieved a mid-table finish, which doesn't sound too bad. On the other hand, we only won three games! Such was the Sunday league this season.

Whilst results may not have been as favourable as in previous seasons, on the whole I believe that we did achieve a number of things this year. Firstly, despite much foreboding at times, we only cancelled one game. Compared to many of the other teams, this is definitely a significant achievement! Therefore, we successfully provided Sunday cricket for those who desired to play.

We also successfully integrated a significant number of junior players throughout the season. No fewer than six juniors made their first appearance in 'competitive' senior games for the club, with a further seven being involved throughout the season. I consider this to be the most encouraging aspect of the Sunday cricket season, and I hope that this can be sustained in the future.

There were also a number of personal highlights through the season, with three hundred's scored and one five wicket haul taken.

I would like to place on record my thanks as first time captain to all those who turned out, whether for one game or for the whole season. Special thanks to those who contributed to preparing the ground, because without these people there would have been no Sunday cricket for us to enjoy, and to those who helped me to find players on those occasions when it looked as though we would be struggling for numbers.

A Brief Summary

The Good

- (Almost) a full programme of fixtures
- R Dyer – 121 vs Calne
- J Lax – 100 vs Stroud (on countback!)
- R Dyer – 119 vs Winterbourne
- R Allen – 5/24 vs Corsham

The Bad

- Less than sporting attitude of some opponents

The Encouraging

- Number of juniors involved in organised senior cricket (and seemingly enjoyed it)

The Unfortunate

- Seeming to catch the one game played on Sundays by several very good opposing players (sometimes not even belonging to that team!)

The Outrageous

- Bare earth, planks of wood, nails, broken glass, and rusted barbed wire on the outfield at one venue – and being asked "what do you expect, Lord's?"




















James Wigzell - Captain Sunday XI

Sunday XI – Batting Statistics

| Rank | Player | Games | Inns | Not Outs | Runs | High Score | Avg | 50s | 100s | Strike Rate |
|------|-----------------|-------|------|----------|------|------------|--------|-----|------|-------------|
| 1 | Richard Dyer | 10 | 9 | 0 | 468 | 121 | 52.00 | 2 | 2 | - |
| 2 | James Wigzell | 10 | 9 | 3 | 276 | 70 | 46.00 | 2 | 0 | - |
| 3 | George Weston | 4 | 4 | 0 | 133 | 88 | 33.25 | 1 | 0 | - |
| 4 | Josh Lax | 2 | 2 | 1 | 101 | 100* | 101.00 | 0 | 1 | - |
| 5 | Mark Dyer | 8 | 7 | 2 | 82 | 20 | 16.40 | 0 | 0 | - |
| 6 | Ben Amos | 8 | 7 | 0 | 77 | 36 | 11.00 | 0 | 0 | - |
| 7 | Nathan Warren | 9 | 7 | 2 | 71 | 30 | 14.20 | 0 | 0 | - |
| 8 | Alex Dyer | 4 | 3 | 0 | 60 | 43 | 20.00 | 0 | 0 | - |
| 9 | Chris Millett | 1 | 1 | 0 | 32 | 32 | 32.00 | 0 | 0 | - |
| 10 | Hobbes Gaulton | 6 | 6 | 0 | 25 | 8 | 4.17 | 0 | 0 | - |
| 11 | Matthew Howell | 5 | 4 | 0 | 22 | 16 | 5.50 | 0 | 0 | - |
| 12 | Jeremy Yearsley | 2 | 2 | 2 | 15 | 10* | - | 0 | 0 | - |
| 13 | Simon Craese | 2 | 1 | 0 | 15 | 15 | 15.00 | 0 | 0 | - |
| 14 | Abdul Wahab | 3 | 3 | 0 | 13 | 11 | 4.33 | 0 | 0 | - |
| 15 | Daniel Carter | 2 | 1 | 0 | 10 | 10 | 10.00 | 0 | 0 | - |













| Rank | Player | Games | Inns | Not Outs | Runs | High Score | Avg | 50s | 100s | Strike Rate |
|------|------------------|-------|------|----------|------|------------|------|-----|------|-------------|
| 16 | George Huke | 2 | 2 | 1 | 7 | 6 | 7.00 | 0 | 0 | - |
| 17 | George Richards | 2 | 2 | 0 | 7 | 5 | 3.50 | 0 | 0 | - |
| 18 | Lewis Woodland | 3 | 3 | 2 | 5 | 4* | 5.00 | 0 | 0 | - |
| 19 | Mekesh Mistry | 3 | 2 | 1 | 2 | 2 | 2.00 | 0 | 0 | - |
| 20 | Colin Carson | 1 | 1 | 0 | 2 | 2 | 2.00 | 0 | 0 | - |
| 21 | I Webb | 1 | 1 | 0 | 2 | 2 | 2.00 | 0 | 0 | - |
| 22 | Finn McIlraith | 5 | 2 | 0 | 1 | 1 | 0.50 | 0 | 0 | - |
| 23 | Ben Thorogood | 1 | 1 | 0 | 1 | 1 | 1.00 | 0 | 0 | - |
| 24 | Stuart Greenwood | 1 | 1 | 0 | 1 | 1 | 1.00 | 0 | 0 | - |
| 25 | Calum Martin | 1 | 1 | 0 | 1 | 1 | 1.00 | 0 | 0 | - |
| 26 | Harry Seate-Webb | 1 | 1 | 0 | 0 | 0 | 0.00 | 0 | 0 | - |
| 27 | Roland Allen | 2 | 1 | 0 | 0 | 0 | 0.00 | 0 | 0 | - |
| 28 | Dave Weston | 1 | 1 | 0 | 0 | 0 | 0.00 | 0 | 0 | - |
| 29 | Jake Bush | 1 | 1 | 0 | 0 | 0 | 0.00 | 0 | 0 | - |

Sunday XI Bowling Statistics

| Rank | Player | Overs | Maidens | Runs | Wickets | Best Bowling | 5 Wicket Haul | Economy Rate | Strike Rate | Average | Percentage Team Wicket |
|------|--------------------------------------------------------------------------------------------------------|-------|---------|------|---------|--------------|---------------|--------------|-------------|---------|------------------------|
| 1 |  Richard Dyer | 58.0 | 9 | 231 | 9 | 4/11 | 0 | 3.98 | 38.67 | 25.67 | 16.67 |
| 2 |  Neilkan Warren | 55.0 | 5 | 270 | 6 | 2/18 | 0 | 4.91 | 55.00 | 45.00 | 10.91 |
| 3 |  Mark Dyer | 41.0 | 2 | 230 | 6 | 3/25 | 0 | 5.61 | 41.00 | 38.33 | 11.32 |
| 4 |  Finn McInraib | 34.0 | 4 | 187 | 2 | 2/27 | 0 | 5.50 | 102.00 | 93.50 | 7.69 |
| 5 |  George Weston | 22.0 | 0 | 129 | 5 | 3/35 | 0 | 5.86 | 26.40 | 25.80 | 29.41 |
| 6 |  Mekesh Mistry | 20.0 | 0 | 137 | 2 | 2/37 | 0 | 6.85 | 60.00 | 68.50 | 8.70 |
| 7 |  Roland Allen | 16.0 | 2 | 92 | 6 | 5/24 | 1 | 5.75 | 16.00 | 15.33 | 60.00 |
| 8 |  Jeremy Yearsley | 16.0 | 4 | 49 | 2 | 2/22 | 0 | 3.06 | 48.00 | 24.50 | 13.33 |
| 9 |  Alex Dyer | 15.3 | 0 | 80 | 3 | 1/2 | 0 | 5.16 | 31.00 | 26.67 | 11.11 |
| 10 |  George Huke | 15.0 | 0 | 84 | 3 | 2/28 | 0 | 5.60 | 30.00 | 28.00 | 20.00 |
| 11 |  Lewis Woolford | 15.0 | 0 | 87 | 2 | 1/27 | 0 | 5.80 | 45.00 | 43.50 | 9.09 |
| 12 |  Josh Lax | 15.0 | 1 | 102 | 1 | 1/68 | 0 | 6.80 | 90.00 | 102.00 | 20.00 |
| 13 |  Matthew Howell | 15.0 | 0 | 99 | 0 | 0/5 | 0 | 6.60 | - | - | 0.00 |
| 14 |  Daniel Carter | 14.0 | 1 | 84 | 1 | 1/39 | 0 | 6.00 | 84.00 | 84.00 | 6.25 |
| 15 |  Chris Millett | 8.0 | 1 | 52 | 2 | 2/52 | 0 | 6.50 | 24.00 | 26.00 | 20.00 |
| 16 |  I Webb | 5.0 | 0 | 33 | 3 | 3/33 | 0 | 6.60 | 10.00 | 11.00 | 30.00 |
| 17 |  Harry Searle-Webb | 5.0 | 0 | 34 | 0 | 0/34 | 0 | 6.80 | - | - | 0.00 |
| 18 |  Calum Martin | 4.0 | 0 | 42 | 0 | 0/42 | 0 | 10.50 | - | - | 0.00 |
| 19 |  Hobbes Gaulton | 4.0 | 0 | 31 | 0 | 0/31 | 0 | 7.75 | - | - | 0.00 |

(N.B. The bowling statistics are to be updated and amended on play-cricket – Harry Searle- Webb took at least 3 wickets versus Christian Malford (away))

Sunday XI Fielding Statistics

| Rank | Player | Wicket Keeping Catches | Stumpings | Total Wicket Keeping Wickets | Fielding Catches | Run Outs | Total Fielding Wickets |
|------|-----------------------------------------------------------------------------------------------------|------------------------|-----------|------------------------------|------------------|----------|------------------------|
| 1 |  Richard Dyer | 0 | 0 | 0 | 4 | 0 | 4 |
| 2 |  Mark Dyer | 0 | 0 | 0 | 3 | 0 | 3 |
| 3 |  Lewis Woolford | 0 | 0 | 0 | 2 | 1 | 3 |
| 4 |  Matthew Howell | 0 | 0 | 0 | 2 | 0 | 2 |
| 5 |  Ben Amos | 0 | 0 | 0 | 2 | 0 | 2 |
| 6 |  George Weston | 0 | 0 | 0 | 2 | 0 | 2 |
| 7 |  James Wigzell | 1 | 1 | 1 | 1 | 0 | 1 |
| 8 |  Nathan Warren | 0 | 0 | 0 | 1 | 1 | 2 |
| 9 |  Hobbes Gaulton | 0 | 0 | 0 | 1 | 1 | 2 |
| 10 |  Roland Allen | 0 | 0 | 0 | 1 | 0 | 1 |
| 11 |  George Richards | 0 | 0 | 0 | 1 | 0 | 1 |
| 12 |  Finn McIrath | 0 | 0 | 0 | 1 | 0 | 1 |

Youth Coordinator Report – Richard Carter

This season has been successful for the Youth Section, with excellent performances across the age groups and consistent displays of the spirit of cricket.

The Kwik Cricket under 9 section, under the excellent tutorship of Jaz Ahmed and Martyn Hall, has had more players turning up on practically a weekly basis. At the Chipping Sodbury festival, good performances were rewarded with a couple of excellent wins. Even more satisfying has been the number of U9s progressing and becoming involved in hard ball cricket. Extra thanks to Jeremy Yearsley for helping on Sunday mornings as part of his Duke of Edinburgh's award volunteering. For the U11s, the season was again positive, especially considering that several senior players from last season decided to play elsewhere. The league section was again challenging Bishopston and Thornbury both fielding strong sides with many county and district players. Despite this however the side was competitive in most games and was rewarded by wins over Old Down and Chipping Sodbury. In the cup competition, the Plate quarter final against Hanham was the culmination of a good run. It was a good season of development, and the skills of the group continue to develop. Once again thanks to Rory for running the side, Rich Kislingbury for the umpiring and all parents that helped with scoring and matches.

The disappointing element of the season was the withdraw of the U13 side from the league. Going into the season the numbers were low, and we were unable to attract new players. The plan had been to use the U13s as a development opportunity for the top U11 players, however, with some moving on and others unwilling to play against older teams, we were unable to fulfil our fixtures. Next year we have a good core of U12 players and look to reintroduce the side.

The U15s had a reasonable season, although did not perhaps perform to their absolute peak in all games. The league section was decided by a defeat to Rockhampton where a couple of dropped catches cost the side. In the cup, the run ended in the Quarter Final with a defeat to Downend, again a couple of dropped chances proving costly. With only 4 players moving to U17s next year, the core of the team hopefully can continue to improve and be strong next year. Thanks to Martin Richardson for marshalling the troops.

The U17s opportunity for cricket was limited by both Frampton and Pucklechurch dropping out of the section, leaving the league season at a straight play off with Carsons. In addition, the U17 cup draw was Carsons. Both matches were won comfortably, with good bowling from Jamie Kislingbury, George Huke and Jess Werrett restricting the home side to low totals. George Hanham in the league and George Weston in the cup knocked off the runs. The cup run ended at Downend with a disappointing batting display. The league play off semi-final resulted in a defeat to Winterbourne. Thanks to Jess Werrett and George Hanham, whom have now finished youth cricket for their many years of service.

In addition, once again the Youth Section contributed significantly in senior cricket over the season. Thanks to Lee Dyer, Dave Branton, Rich Snell and James Wigzell for their captaincy of the senior sides and support for the young players selected.

Youth Awards

In terms of notable performances, the end of season awards were as follows:

| | |
|---------------------------------------|--------------------------------------|
| U11 Best Batsman – Billy Abraham | U15 Best All Rounder – Matt Howell |
| U11 Best Bowler – Jack Skeates | U15 Player's Player – Tom Amos |
| U11 Best All Rounder – Riley O'Connor | U17 Best Batsman – George Hanham |
| U11 Player's Player – Will Sanderson | U17 Best Bowler – George Huke |
| U15 Best Batsman – Ben Amos | U17 Best All Rounder – George Weston |
| U15 Best Bowler – Jeremy Yearsley | U17 Player's Player – Lewis Woollard |

Junior Clubman of the Year was awarded to George Richards for his contribution to Youth and Senior Cricket over a number of season and his help and support of younger players.

Thanks

As Youth Co-ordinator I would like to thank all the Youth Committee Members, Team Managers and Coaches for their commitment and effort this year.

I would like to also thank all the parents, grandparents, barely related hangers on that have helped get the players to training, matches and socials from February until September.

Without your support we would not be able to continue and I know the players really appreciate it (even if they don't ever admit it). For those of you that scored, umpired or helped quick kitting up in the middle of batting collapses special thanks.

My final thanks goes to all the players. I'm sure all of the coaches and managers will agree that we have a really good bunch at the club. Irrespective of their relative abilities and experience of cricket, the group work hard, enjoy learning and being challenged, and are a pleasure to spend time with.

Richard Carter – Youth Coordinator

Hambrook CC Accounts 2016 - 2017

Hambrook Cricket Club Youth Section

2017

End of Season Financial Summary

2017 Income

| <i>Item</i> | | <i>Notes</i> |
|----------------------------------|-------------------------|---------------------------------------------------|
| Pre-season nets | £408.00 | |
| Kit payments received | £0.00 | |
| Player registrations | £877.00 | |
| Sports club memberships £10 x 30 | £300.00 | |
| Raffle | £140.00 | Income from 2016 Funday not previously accounted. |
| TOTAL INCOME | <u>£1,725.00</u> | |

2017 Expenditure

| <i>Item</i> | | |
|---------------------------------|-------------------------|-------------------------------|
| Pre-season nets hire | £402.00 | To Yate International Academy |
| Equipment purchase | £282.00 | To Bob Hammond |
| Sports club memberships payment | £300.00 | To Hambrook Sports Club |
| BYCL League Fees | £80.00 | |
| First aid boxes | £36.00 | |
| Safeguarding Course Fees | £30.00 | Jo Skeates |
| Coaching membership fees (ECB) | £30.00 | M.Richardson |
| Petrol (for mower) | £8.76 | |
| End of season awards trophies | £291.99 | Engrave It Online |
| Disco | £140.00 | Amanda Baigent |
| TOTAL EXPENDITURE | <u>£1,600.75</u> | |

Total Income minus Total Expenditure £124.25

Banking reconciliation

| | | |
|--------------------------------------------|------------------|-----------------------------|
| End of season balance 2016 brought forward | £4,708.46 | As at 16.10.16 |
| End of season balance 2017 carried forward | <u>£4,832.71</u> | Closing balance at 31.10.17 |
| | £124.25 | |

Hambrook Cricket Main Club Accounts
2017

Summary of Accounts for the period 6 October 2016 to 23 October 2017

| | | <u>23.10.17</u> | | <u>5.10.16</u> | |
|---------------------------------|-----------------|-----------------|---------|----------------|---------|
| | | £ | £ | £ | £ |
| Balances b/f - Current Account | | 2484.24 | | 1878.42 | |
| - Reserve Account | | 4100.78 | 6585.02 | 3109.65 | 4988.07 |
| | | <hr/> | | <hr/> | |
| <u>INCOME</u> | Per Schedule | 12506.18 | | 12971.75 | |
| Interest Received | | 0.60 | | 1.13 | |
| Monies Collected 100 Club | | 2026.60 | | 2400.00 | |
| Difference w/o (Misc Income) | | 4.50 | | - | |
| | | <hr/> | | <hr/> | |
| | | 14537.88 | | 15372.88 | |
| <u>Less EXPENDITURE</u> | Per Schedule | 12616.10 | | 12327.48 | |
| 100 Club Prize Money Paid Out | | 1410.00 | | 1410.00 | |
| Difference w/o (Misc Exps) | | - | | 38.45 | |
| | | <hr/> | | <hr/> | |
| | | 14026.10 | | 13775.93 | |
| Surplus of Income over Expenses | | | 511.78 | | 1596.95 |
| | | <hr/> | | <hr/> | |
| | | | 7096.80 | | 6585.02 |
| | | <hr/> | | <hr/> | |
| Represented by :- | Current Account | | 2378.82 | | 2484.24 |
| | Reserve Account | | 4717.98 | | 4100.78 |
| | | <hr/> | | <hr/> | |
| | | | 7096.80 | | 6585.02 |
| | | <hr/> | | <hr/> | |

HAMBROOK C. C. ACCOUNTS PERIOD ENDING 23rd Oct 2017

| 2016 | EXPENDITURE | 2017 |
|-----------------|-------------------------------|-----------------|
| 310.00 | Sports Club Annual Membership | 392.50 |
| 276.00 | Affiliation Fees | 282.00 |
| 499.99 | Insurance | 410.20 |
| 462.00 | Indoor Net Hire | 462.00 |
| 702.72 | Pitch Hire – Page Park | 830.52 |
| 785.02 | Cricket Balls | 799.20 |
| 303.75 | Cricket Equipment | 238.61 |
| 1990.83 | Machinery Maintenance | 1625.31 |
| 2675.82 | Ground Maintenance | 2401.06 |
| 135.38 | Misc & Admin Expenses | 718.59 |
| 61.98 | Trophies / Awards | 242.87 |
| | Annual Dinner Expenses | 1877.00 |
| | New Machinery | 40.00 |
| 111.24 | Bristol Water | 306.24 |
| 398.00 | Umpires Expenses | 650.00 |
| 760.00 | Coaching Fees | 750.00 |
| 1494.75 | Overseas Player Costs | 350.00 |
| 800.00 | Indoor Cricket League | |
| 560.00 | B&D Annual Dinner Costs | 240.00 |
| <hr/> | | |
| 12327.48 | | 12616.10 |

HAMBROOK C. C. ACCOUNTS YEAR PERIOD ENDING 23rd Oct 2017

| 2016 | INCOME | 2017 |
|---------------------------|-----------------------------------|-------------|
| 1122.50 | Match Fees | 1489.00 |
| 1175.00 | Annual Subscriptions | 1435.00 |
| 1231.80 | Fund Raising (See Below) | 1208.85 |
| 70.50 | Income re Annual Dinner | 1828.33 |
| 400.00 | Income re B&D Dinner | 440.00 |
| 230.00 | General Donations | 10.00 |
| 380.00 | Match Ball Sponsorship | 385.00 |
| 608.00 | Senior net subs | 475.00 |
| 21.60 | Kit & Equipment Sales | |
| 1110.00 | Bonus Ball Profit | 665.00 |
| 4278.35 | Winterbourne Parish Council Grant | 4570.00 |
| 1500.00 | Sponsorship | |
| 694.00 | Indoor Cricket League Subs | |
| 150.00 | Awards | |
| <hr/> | | |
| 12971.75 | | 12506.18 |
| <hr/> | | |
| Fund Raising Split | | |
| 33.25 | Internet Sales Commission | 36.12 |
| 658.55 | Social Functions | 263.73 |
| 540.00 | Profit re Football Sweepstakes | 460.00 |
| | Dinner Raffle Proceeds | 449.00 |
| 1231.80 | | 1208.85 |

ELECTION OF OFFICERS & CAPTAINS 2018 SEASON

| Position / Name | Proposed By | Seconded By |
|-----------------------------------------------------------|-----------------|---------------|
| Chairman: Martin Dyer | Stuart Rutter | Chris Millett |
| Vice-Chairman: Neil Higginson | Lee Dyer | Colin Carson |
| Treasurer: Colin Carson | Lee Dyer | Alex Dyer |
| Secretary: Chris Millett | John Gillingham | Lee Dyer |
| Fixture Secretary: (Vacant) | | |
| Child Welfare Officer: Stuart Rutter | Lee Dyer | James Wigzell |
| Child Welfare Officer: Jo Skeates | Rich Carter | Stuart Rutter |
| NEW POSITION – Chair of Selectors: John Gillingham | Rich Snell | Rich Carter |

| Position / Name | Proposed By | Seconded By |
|----------------------------------------------------|---------------|-----------------|
| Sat 1st (Cap): Alex Dyer | Chris Millett | James Wigzell |
| Sat 1st (VC): Richard Dyer | Peter Reeves | Rich Carter |
| Sat 2nd (Cap): Rory O'Connor | Stuart Rutter | John Gillingham |
| Sat 2nd (VC): Stuart Rutter | Lee Dyer | John Gillingham |
| Sat 3rd (Cap): Martin Richardson | Chris Millett | James Wigzell |
| Sat 3rd (VC): Colin Carson | Chris Millett | Rich Carter |
| Sun 1st (Cap): James Wigzell | Lee Dyer | John Gillingham |
| Sun 1st (VC): Richard Dyer | James Wigzell | Rich Carter |

| | | | |
|---------------------------|----------------|----------------------------|----------------------------|
| Youth Co-Ordinator | Richard Carter | Proposed by: Stuart Rutter | Seconded by: Chris Millett |
|---------------------------|----------------|----------------------------|----------------------------|

Management Committee 2018

| | | | | |
|---------------|----------------|--------------------|-----------------|----------------|
| Martin Dyer | Roland Allen | Colin Carson | Chris Millett | Peter Reeves |
| Stuart Rutter | Carol Dyer | Lee Dyer | John Gillingham | Richard Carter |
| Alex Dyer | Rory O'Connor* | Martin Richardson* | James Wigzell | Neil Higginson |
| | | | | |

* TBC

Sports Club Representatives

| | | |
|-------------|--------------|--------------|
| Martin Dyer | Peter Reeves | Roland Allen |
|-------------|--------------|--------------|

Election of Vice Presidents & Life Members

No nominations received for new Vice Presidents and Life Members

Subscriptions, Match Fees and Tea Charges 2018

The management committee propose the following for the 2018 season.

| Subscriptions |
|--------------------------------------------------------------------------------------------------------------------------------------------------------------------------------------------------------|
| <p><u>Senior Players</u> £70 (£60 if paid by 31st May 2015)</p> |
| <p><u>Students / Un-Employed</u> £35*</p> |
| <p><u>Junior Players (Under 18 on 1st May 2015)</u> £35*</p> |
| <p><u>Junior Players (in youth section)</u> £35 if one child in family* / £12.50 for every additional child (previously £10) (*Sports Club Family membership has increased from £8 to £10)</p> |
| <p><u>Non-Playing Members</u> £15 (includes Sports Club subscription)</p> |
| Match Fees |
| <p><u>Senior Players: £6.00</u></p> |
| <p><u>Students / Un-Employed: £4.00</u></p> |
| <p><u>Junior Players (Under 18 on 1st May 2015)</u> Working: £6.00 Not Working: £4.00</p> |
| <p><u>Sunday Matches</u> If a senior player played on the Saturday the day before, he will only be charged the £4.00 tea money for the Sunday match</p> |
| <p>NB: if a match is abandoned before tea the working match fee will be £4</p> |
| Tea Payments |
| <p>The charge to our visiting team: £40 (not applicable to B & D league matches) To pay the person making the tea: £60</p> |

MEMBERS FORUM

Proposed topics for discussion:

- Sunday Cricket
- Training requirements
- Ground assistance
- On-Pitch Behaviour

Other items will be strictly at the discretion of the chairman and the time available.

STUMPS TO BE DRAWN no later than 9.30pm

Hambrook Cricket Club Annual General Meeting 2016 – Thursday 20/10/2016

Present: Lee Dyer, Rich Dyer, Carol Dyer, Rory O'Connor, Jon Snell, Chris Millett, Rich Kislingbury, Martin Dyer, Dean Pullin, Alex Dyer, Nathan Warren, Danika Dyer, John Gillingham, James Wigzell, Rich Carter, Rich Snell, Josh Lax, Kieran Smith, Jeff Morgan.

Apologies: Peter Reeves, Dudley Jones, Roland Allen, Darren Vickery, David Branton, Alastair Kilfoil, Aidy Kislingbury, Mitch Vardy, Andy Kislingbury, Malcom Davis.

Meeting started at 20:08

Minute silence for Reg Bailey and Nick Smith who both passed away this year was observed by the members present.

The minutes of the 2015 AGM were approved by the members present:

- Proposed: Alex Dyer.
- Seconded: Lee Dyer.

Proposed changes to member voting rights and membership types to include:

- Full annual playing members.
- Student, part time working, unemployed members who pay a reduced membership fee (not youth players/parents).
- Parent players (new class of membership).
- Non-playing members who pay a reduced membership fee.
- Life members.

Questions: None

- Proposed: The Management Committee
- Seconded: James Wigzell

The motion was passed by the members present.

Chairman's Report

- Highly successful season for Hambrook. Congratulations given to all who made it happen.
- There is a worrying trend in the local areas of sides not being able to field a team, this includes some very big teams around us. We must push forward to avoid this happening to us.
- Once again struggled to get the sub-committee running, after a few good meetings it tailed off somewhat before the season got into full swing.
- Thanks, given to management committee for assistance this year.
- Need more members to "muck in" to help others get the jobs done.
- Thanks, given to those who performed work on the square this year, youth managers, umpires and scorers.
- There have been issues with player behaviour this year which will not be tolerated next year, however, we have many successes this year which should be our focus going forward.
- Thanks, given to Dudley for his incredible contribution in the role of Vice-Chairman this year, unfortunately he cannot continue next year which will be a shame for the club.

First Team Report

- Started the season looking to be competitive in a difficult league this season, ended up finishing second and being promoted to the 4th tier of Bristol cricket.
- Many highlights this year including:
 - Tyler heading the B&D leagues with 33 league wickets.
 - Edin hitting 341 runs even missing most of the season.
 - Two youth players making valuable contributions to the team this year.
 - 2 quarter finals and one semi.
- 4 members of the team claimed 5 wicket hauls this season, no hundreds though!
- Congratulations given to all Hambrook sides for fantastic finishes this season.
- Thanks, given to Neil for his work coaching this year and many others for making it all possible.
- Tough season next year, will be looking at the youths to develop.

Second Team Report

- Good season overall for the team, finishing second and obtaining promotion.
- Missing many players throughout the season with hurt the team.
- 3 players made hundreds, no five wicket hauls/
- Dean Top wicket taker with 23, Stu top of batting.
- Thanks to all who assisted this season including Sarah Yearsley for teas.

Third Team Report

- Good season for the team finishing 4th.
- Thanks, given to all who played this season,
- Club should be proud of sending out three Saturday teams every week.

Sunday Report

- Won the league.
- We were a very strong side in the league we were in.
- Many youth players contributed to a winning season.
- Thanks, given to all who helped and played on Sundays this season.

Youth Coordinator Report

- Very successful season for the youth section. Increased player numbers and excellent performances across the age groups.
- Under 9s increasing every week, some tournaments rained off, however, the fun day matches allowed players to get their first taste of hard ball cricket.
- Under 11s season was very positive despite tough section. Got through to the QF of the cup.
- Under 13s were competitive and high spirited throughout the season. Mixed results in the league but also got the QF in the cup.
- Under 15s were very strong in the league, with only one costly loss to Rockhampton. Loss in SF a lesson in focus.
- Under 17s season split was very positive for player availability. Equally inconsistent with some availability issues but were unfortunate not to progress through the section.
- Thanks, given to all who helped this season.

Treasurer Report

- Noted that it was the first time in 20 years Jon was not secretary.
- Thanks, given to Jon for all his hard work.

Accounts

Main: £2484.24
Reserve: £4100.78

Major Income

- Fundraising: £1231.80
- Social Functions: £658.35
- Football Sweep: £540.00
- Donations: £230.00
- Match Ball Sponsors: £380.00
- Bonus Ball: £1100 .00
 - Thanks to Lee and Carol Dyer
- Winterbourne Parish Council: £4278.35
 - Thanks to Alistair Kilfoil
- Sponsorship: £1500.00
 - Thanks to Dudley Jones

Major Expenditure

- Indoor nets: £462.00
 - Thanks to Carol Dyer
- Machinery: £1990.83
- Overseas Player: £1494.75
- Indoor Cricket: £800.00
- Cricket Balls: £785.02

Questions: None

- Proposed: Rory O'Connor
- Seconded: Josh Lax

The club accounts were accepted by the members' present

Subscriptions and Match Fees

To remain the same.

Election of Officers

| Position | Nominated | Proposed | Seconded | Accepted |
|-----------------------|---------------|------------|---------------|----------|
| Chairman | Martin Dyer | Management | Chris Millett | Yes |
| Vice-Chairman | VACANT | | | |
| Treasurer | Colin Carson | Lee Dyer | Richard Snell | Yes |
| Secretary | Chris Millett | Lee Dyer | Richard Snell | Yes |
| Fixture Secretary | VACANT | | | |
| Child Welfare Officer | Stuart Rutter | Lee Dyer | Richard Snell | Yes |
| Child Welfare Officer | VACANT | | | |
| Child Welfare Officer | VACANT | | | |
| Youth Co-ordinator | Rich Carter | Lee Dyer | Rich Snell | Yes |
| Sports Club Rep | Martin Dyer | | | Yes |
| Sports Club Rep | Peter Reeves | | | Yes |
| Sports Club Rep | Roland Allen | | | Yes |

Election of Captains

| Position | Nominated | Proposed | Seconded | Accepted |
|-------------------------------|---------------|------------------|---------------|----------|
| Saturday 1 st Capt | Lee Dyer | Mitch Vardy | Jon Snell | Yes |
| Saturday 1 st Vice | VACANT | | | |
| Saturday 2 nd Capt | David Branton | Rich Kislingbury | Lee Harding | Yes |
| Saturday 2 nd Vice | Dean Pullin | Rich Kislingbury | Lee Harding | Yes |
| Saturday 3 rd Capt | Rich Snell | Lee Dyer | Chris Millett | Yes |
| Saturday 3 rd Vice | VACANT | | | |
| Sunday Capt | VACANT | | | |
| Sunday Vice | VACANT | | | |

Management Committee 2017

- Martin Dyer
- Roland Allen
- Colin Carson
- Chris Millett
- Peter Reeves
 - Stu Rutter
 - Carol Dyer
 - Lee Dyer
- John Gillingham
 - Rich Carter
 - David Branton
 - Rich Snell
- Rory O'Connor (Co-opted)

Life Members and Vice Presidents

No nominations received.

Members Forum

CM: Proposal for Chairman of Selectors

- Rich Snell: Club Captain could work well in this case.
- Martin Dyer: Lost of politics surrounding selection.
- Martin Richardson: Captain needs to be comfortable with his team.
- Rich Carter: Would protect captains if they get final say.
- Lee Dyer: Currently a gap between 1st team and 2nd team.
- Rich Kislingbury: Could look at open selection meetings.

Preliminary vote taken on Chair of Selectors:

- 12 For
- 2 Against
- 8 Abstained

MD: 2017 Aims and Objectives

- Rich Dyer: Is winning the most important thing?
- Martin Dyer: Need to consider the future.
- Rich Kislingbury: 2nd team failing to bow teams out cost them, could be an aim to improve.
- Martin Dyer: The club has forgotten how to celebrate success, need to bring positive atmosphere back. WEPL tier 3 is a possibility for this club.

Sports Club

- JG: Things looking better
 - Last few months' poor
 - £3500 repair costs.
 - Surviving on trade loans.
 - Hockey starting to come every Saturday however things are becoming difficult.
 - Advertising for more staff.
- MD: many jobs need doing at the club but not able to yet.

Club Dinner

- CD: Hard to plan this year, what would people prefer to do?
- MD: Logistically difficult to do at the club but it is the cheapest option.
- CM: Need a committee to run this in future to reduce pressure.
- CONSECUS: Dinner should be at the club unless it is too difficult to do so.

Meeting Adjourned 21:19