

2018 SEASON

1st XI Captains Report

Overall a disappointing season resulting in back to back relegations, there, not much to shout and scream about on the stats with Lee Dyer leading the way in the runs with 413 runs @ 37.55 with 2 fifties and a high score of 90 not out, Ryan Watts with 331 runs @ 25.46 with 2 fifties in his debut season with the club, on the wickets front this was led by myself with 18 wickets @ 24.39 and Alex Dyer with 14 wickets @ 20.64, I personally believe this shows how much hard work we have as a group of players ahead of us to come back next year, I know full well that we have players in this club who are more than capable of doubling the stats which topped our charts this year and hopefully next year we can come back stronger.


On a positive note it has been very encouraging to see the younger players who have played have come in and performed very well and at times shown up their more senior counterparts, so well done to Jeremy Yearsley, Dan Carter and George Weston, as a club we really now need to be helping these guys to push on again to achieve what I feel is a tremendous amount of potential and I look forward to playing along side them again next season.

A few thanks you's to make, firstly to Roland and anyone else who has helped on the ground throughout the season, I think everyone can agree with some of the grounds and pitches in the league we definitely come out on top of that table, secondly to Mum for scoring most of the games this season, also thanks to Dave Manley who also scored a couple of games for us and Danika for scoring a couple of times and also for doing the teas when we needed it, also thanks to Sarah and Tom Yearsley for doing the teas for the vast majority of the games this season, dad who would where he could get the teas out ready and sort drinks when it was needed on match days, thanks also to everyone on the management committee who have supported me since I took over as captain half way through the season, lastly thanks to the players who have turned out this year, it hasn't been an easy season with availability and as such has been a case of picking what has available than being able to have a proper discussion around selection, also if there's anyone who I have forgotten thank you to you too.

Finally... looking forward to next season I believe with more application with the players we have and with what appears to be an overseas player sorted for the new season I look forward with a lot of optimism that we can come back stronger and start winning, and most importantly start enjoy playing cricket for this club once again. I have taken the decision to not stand as captain again for next season and go back to my previous role as vice captain with Ryan Watts taking over the reigns, I hope we as a club give him the support which he will need in the role, I can promise you from my own personal experience it's not an easy task and we all need to get behind him starting with pre season.

I hope everyone involved in the club winters well and I look forward to seeing you all again next year.

Richard Dyer (1st XI captain)



First Division - 2018

Sponsored By:

Team	P	W	L	C	A	T	ICN	Wcn	BatP	BowlP	Pen	Pts
Keynsham CC - 2nd XI	18	14	3	0	1	0	0	0	72	75	0	437
Clevedon CC - 2nd XI	18	14	4	0	0	0	0	0	73	78	0	431
Bristol YMCA CC - 1st XI	18	13	4	0	1	0	0	0	69	79	0	418
Winterbourne CC, Glos - 2nd XI	18	11	7	0	0	0	0	0	61	65	0	346
Almondsbury CC - 1st XI	18	9	8	0	1	0	0	0	70	68	0	328
Hanham CC - 1st XI	18	7	10	0	1	0	0	0	52	66	0	268
Downend CC - 2nd XI	18	7	10	0	1	0	0	0	61	54	0	265
Whitchurch CC, Somerset - 1st XI	18	6	11	0	1	0	0	0	61	67	0	258
Bitton CC - 1st XI	18	3	14	0	1	0	0	0	47	52	0	169
Hambrook CC - 1st XI	18	2	15	0	1	0	0	0	53	55	0	158

p - Played, w - Won (20), l - Lost (0), c - Cancelled (5), a - Abandoned (10), t - Tied (15), lcn - Team Conceded (-10), wcn - Opposition Conceded (0), BatP - Batting Bonus Points, BowlP - Bowling Bonus Points, Pen - Penalty Points, Pts - Points

Batting Statistics - 1st XI

Rank	Player	Games	Inns	Not Outs	Runs	High Score	Avg	50s	100s	Strike Rate
1	Lee Dyer	17	16	4	426	90*	35.5	2	0	86.21
2	Ryan Watts	14	14	0	382	70	27.29	3	0	72.08
3	Richard Dyer	18	16	2	242	52*	17.29	1	0	57.36
4	James Wigzell	14	13	1	204	49*	17	0	0	36.12
5	Stuart Rutter	7	6	1	152	62	30.4	2	0	39.13
6	Rizwan Hussain	4	3	1	139	69*	69.5	2	0	76.92
7	Alex Dyer	13	13	0	118	36	9.08	0	0	44.03
8	Calum Martin	12	11	0	111	41	10.09	0	0	75
9	Mitch Vardy	5	5	2	104	42*	34.67	0	0	78.2
10	Edin Ahmed	8	8	0	99	26	12.38	0	0	41.22
11	Mark Dyer	13	12	2	96	21*	9.6	0	0	96.67
12	George Weston	10	10	0	93	24	9.3	0	0	68.12
13	Josh Lax	11	10	0	74	22	7.4	0	0	32.45
14	Ben Thorogood	11	9	1	58	30	7.25	0	0	23.08
15	Roland Allen	5	4	0	32	14	8	0	0	-
16	Nathan Warren	6	6	1	31	12	6.2	0	0	84.21
17	Jeremy Yearsley	7	5	2	26	13	8.67	0	0	50.98
18	Ben Scrase	7	7	0	20	9	2.86	0	0	7.14
19	Neil Higginson	4	3	1	11	9*	5.5	0	0	39.29
20	Simon Creese	1	1	0	8	8	8	0	0	-
21	Louis Martin	1	1	0	7	7	7	0	0	31.82
22	Ben Amos	3	3	1	5	4	2.5	0	0	-
23	Peter Davis	9	6	3	3	2*	1	0	0	33.33
	Archie Ward-									
24	Smithies	2	1	0	1	1	1	0	0	-
25	Adrian Kisingbury	4	2	1	0	0	0	0	0	0
26	Daniel Carter	2	1	1	0	0*	-	0	0	-
27	Lewis Woollard	1	1	0	0	0	0	0	0	-

Bowling Statistics - 1st

XI

Rank	Player	Overs	Maidens	Runs	Wickets	Best Bowling	5 Wicket Haul	Economy Rate	Strike Rate	Average	Percentage Team Wicket
1	Richard Dyer	101	11	470	20	4/14	0	4.65	30.3	23.5	17.09
2	Alex Dyer	69	5	328	15	4/23	0	4.75	27.6	21.87	17.44
3	George Weston	60	6	269	5	2/20	0	4.48	72	53.8	8.2
4	Peter Davis	57	5	293	10	4/36	0	5.14	34.2	29.3	18.18
5	Mark Dyer	56.3	2	324	6	3/43	0	5.73	56.5	54	9.09
6	Ryan Watts	56.1	2	322	8	3/23	0	5.73	42.13	40.25	11.94
7	Roland Allen	42	0	221	6	2/46	0	5.26	42	36.83	18.18
8	Jeremy Yearsley	39	3	171	9	4/20	0	4.38	26	19	22.5
9	Nathan Warren	37	2	186	3	1/17	0	5.03	74	62	7.89
10	Adrian Kisingbury	36	6	111	12	4/19	0	3.08	18	9.25	37.5
11	Mitch Vardy	35.3	7	136	10	6/29	1	3.83	21.3	13.6	23.26
12	Rizwan Hussain	19.4	0	156	4	2/54	0	7.93	29.5	39	33.33
13	Neil Higginson	14	1	83	4	3/25	0	5.93	21	20.75	26.67
14	Daniel Carter	12	0	69	2	2/34	0	5.75	36	34.5	16.67
15	Calum Martin	10.2	0	60	4	1/4	0	5.81	15.5	15	14.29
16	Lee Dyer	9	0	58	2	2/46	0	6.44	27	29	14.29
17	Edin Ahmed	7.4	0	50	0	0/8	0	6.52	-	-	0

Fielding Statistics - 1st XI

Rank	Player	Wicket Keeping Catches	Stumpings	Total Wicket Keeping Wickets	Fielding Catches	Run Outs	Total Fielding Wickets
1	James Wigzell	16	2	18	0	0	0
2	Richard Dyer	0	0	0	12	1	13
3	Ryan Watts	0	0	0	10	1	11
4	Lee Dyer	5	0	5	6	0	6
5	Ben Thorogood	0	0	0	5	0	5
6	Peter Davis	0	0	0	4	0	4
7	Edin Ahmed	0	0	0	4	0	4
8	Mark Dyer	0	0	0	3	0	3
9	Josh Lax	0	0	0	3	0	3
10	Calum Martin	0	0	0	2	1	3
11	Roland Allen	0	0	0	2	0	2
12	Alex Dyer	0	0	0	2	0	2
13	Archie Ward-Smithies	0	0	0	1	0	1
14	Ben Scrase	0	0	0	1	0	1
15	Stuart Rutter	0	0	0	1	0	1
16	Adrian Kisingbury	0	0	0	1	0	1
17	Nathan Warren	0	0	0	0	1	1

2nd XI Captains Report

A very difficult season, which was not about results is was more about fulfilment of fixtures. Far too often we played games with understrength teams, and with not even 11 players. Full credit goes to those who did play, they did not let the club down and gave there all.

We finished 8th in the league and avoided relegation due to the problems of other teams.
Stats W3 L12 Conceded 1 Cancelled/Abandoned 2

The 3 games that we won proved we can compete at this level, however with the poor availability the team was often hopelessly outclassed.

I'm struggling to take too many positives from the season. However, the continued form of 15year old Ben Amos with the bat, and the emergence of 16-year-old Dan Carter with the ball does give hope for the future.

There were some decent highlights in the season. There were 3 centuries made, Alex Dyer (making a rare appearance for the 2nds) led the way with a fine 138, there were also centuries for Stu Rutter (121) and Josh Lax (110) all not outs.

There were 50's for Martin Richardson, Ben Amos, Ben Thorogood, Calum Martin, Nick Woore, George Weston, and Lee Dyer.

The bowling struggled in the heat, with only Roland Allen who took 16 wickets coming out with a decent haul.

I would particularly like to thank the following people who helped make my job easier;

Simon Creese for making himself available for the season.

Roland Allen and Lewis Woollard for playing in the 1st team to help out the 2nd team.

Alistair Kilfoil for doing the captaincy whilst I was away.

The Yearsleys for the excellent teas.


Roland, Nathan, Aidy kis, Rich Snell, Rich Carter for the pitch/ground work.

To Carol Dyer for her excellent work with availabilities.

And to various people throughout the season who helped find players for the 2nd and 3rd teams.

Thanks

Martin Richardson – 2nd XI Captain



Eighth Division - 2018

Sponsored By:

Team	p	w	l	c	a	t	lcn	wcn	BatP	BowlP	Pen	Pts
BAC CC - 1st XI	18	14	2	0	2	0	0	0	79	73	2	450
Timsbury CC - 2nd XI	18	13	4	0	1	0	0	0	81	67	0	418
Salford Fairway CC - 1st XI	18	13	4	0	1	0	0	0	74	69	2	411
Thornbury CC, Glos - 3rd XI	18	11	5	0	1	0	0	1	73	62	-30	395
Churchways CC - 1st XI	18	8	8	0	1	1	0	0	59	68	0	312
Alveston CC - 1st XI	18	8	9	0	1	0	0	0	64	69	0	303
Carsons & Mangotsfield CC - 1st XI	18	4	10	0	2	1	0	1	52	56	-30	253
Hambrook CC - 2nd XI	18	3	12	0	2	0	0	1	59	37	-30	206
Almondsbury CC - 2nd XI	18	5	12	0	0	0	1	0	67	45	6	196
Bristol Malayalee CC - 1st XI	18	0	13	0	1	0	3	1	33	23	-3	39

p - Played, w - Won (20), l - Lost (0), c - Cancelled (5), a - Abandoned (10), t - Tied (15), lcn - Team Conceded (-10), wcn - Opposition Conceded (0), BatP - Batting Bonus Points, BowlP - Bowling Bonus Points, Pen - Penalty Points, Pts - Points

Batting Statistics - 2nd XI

Rank	Player	Games	Inns	Not Outs	Runs	High Score	Avg	50s	100s
1	Martin Richardson	14	13	0	362	81	27.85	2	0
2	Stuart Rutter	5	5	1	328	121*	82	2	1
3	Josh Lax	4	4	1	276	110*	92	0	2
4	Simon Creese	15	14	3	181	46*	16.45	0	0
5	Ben Amos	7	6	0	174	77	29	1	0
6	Alex Dyer	1	1	1	138	138*	-	0	1
7	Ben Thorogood	3	3	0	132	74	44	2	0
8	Daniel Carter	10	8	3	115	29*	23	0	0
9	Calum Martin	6	5	0	111	62	22.2	1	0
10	Alistair Kilfoil	11	10	2	102	23	12.75	0	0
11	Nicholas Woore	2	2	0	87	83	43.5	1	0
12	Colin Carson	6	6	1	72	39	14.4	0	0
13	Ben Scrase	4	3	0	68	26	22.67	0	0
14	George Weston	1	1	0	56	56	56	1	0
15	Lee Dyer	1	1	0	56	56	56	1	0
16	James Wigzell	3	3	0	49	21	16.33	0	0
17	Rory O'connor	1	1	1	48	48*	-	0	0
18	Mark Dyer	2	2	0	47	29	23.5	0	0
19	Nathan Warren	4	3	0	45	26	15	0	0
	Richard								
20	Kislingbury	2	2	2	40	36*	-	0	0
21	Roland Allen	10	5	4	37	12	37	0	0
22	Jeremy Yearsley	3	1	0	30	30	30	0	0
23	George Richards	3	3	0	30	17	10	0	0
24	George Huke	1	1	0	25	25	25	0	0
25	Glyn Flinders	2	1	1	24	24*	-	0	0
26	Ben Waring	1	1	0	23	23	23	0	0
27	Lewis Woollard	7	3	1	21	11	10.5	0	0
	Abdul Wahab								
28	Niazi	5	5	1	19	8	4.75	0	0
29	Simon Woore	3	2	0	13	13	6.5	0	0
30	Malcolm Davis	1	1	1	12	12*	-	0	0
31	Joshua Richardson	6	5	2	11	4	3.67	0	0
	Mohammad								
32	Owais Maqbool	2	2	1	11	8*	11	0	0
33	James Worgan	1	1	0	10	10	10	0	0
34	Dean Pullin	8	2	1	6	6*	6	0	0
35	Ijaz Ahmed	1	1	0	4	4	4	0	0
36	Imdadur Rahman	1	1	0	3	3	3	0	0
37	Callum Mealing	4	1	0	1	1	1	0	0
38	Umayr Mukhtar	1	1	0	1	1	1	0	0
39	Andrew Hawkins	1	1	0	1	1	1	0	0
40	Tom Yearsley	3	1	1	0	0*	-	0	0
41	Jon Snell	1	1	1	0	0*	-	0	0
42	Toby Thomas	2	1	0	0	0	0	0	0

Bowling Statistics - 2nd XI

Rank	Player	Overs	Maidens	Runs	Wickets	Best Bowling	5 Wicket Haul	Economy Rate	Strike Rate	Average	Percentage Team Wicket
1	Roland Allen	85.3	7	429	16	4/61	0	5.02	32.06	26.81	25.81
2	Daniel Carter	70.4	3	427	6	2/20	0	6.04	70.67	71.17	10
3	Dean Pullin	63	4	355	1	1/59	0	5.63	378	355	2.78
4	Alistair Kiffoil	48.3	1	349	3	1/36	0	7.2	97	116.33	8.82
5	Calum Martin	43.2	3	241	9	3/26	0	5.56	28.89	26.78	31.03
6	Nathan Warren	36	7	137	4	1/22	0	3.81	54	34.25	12.9
7	Richard Carter	36	0	257	2	1/38	0	7.14	108	128.5	10
8	Lewis Woollard	26.1	0	196	3	2/44	0	7.49	52.33	65.33	13.64
9	Simon Woore	20	5	75	1	1/30	0	3.75	120	75	6.25
10	Callum Mealing	17.5	0	149	4	2/39	0	8.36	26.75	37.25	19.05
11	Jeremy Yearsley	17	1	67	6	4/22	0	3.94	17	11.17	31.58
12	Mark Dyer	15	0	103	2	2/49	0	6.87	45	51.5	14.29
13	Glyn Flinders	15	0	94	1	1/66	0	6.27	90	94	10
14	Ben Thorogood	13	4	57	0	0/15	0	4.38	-	-	0
15	Tom Yearsley	12	0	66	1	1/39	0	5.5	72	66	10
16	Josh Lax	12	0	90	1	1/40	0	7.5	72	90	14.29
	Abdul Wahab										
17	Niazi	10	0	90	3	2/25	0	9	20	30	16.67
18	George Weston	9	1	40	3	3/40	0	4.44	18	13.33	30
19	Alex Dyer	9	1	71	2	2/71	0	7.89	27	35.5	66.67
20	Adrian Kislingbury	7	0	60	2	2/60	0	8.57	21	30	28.57
21	Rory O'connor	7	0	26	1	1/26	0	3.71	42	26	33.33
22	Simon Creese	7	0	91	1	1/47	0	13	42	91	8.33
23	David Curtis	7	0	58	0	0/58	0	8.29	-	-	0
	Mohammad										
24	Owais Maqbool	6.3	0	39	2	2/31	0	6	19.5	19.5	33.33
25	William Hankins	6	0	27	2	2/27	0	4.5	18	13.5	20
	Richard										
26	Kislingbury	5	0	29	2	2/29	0	5.8	15	14.5	25

27	George Richards	5	0	0	52	1	1/52	0	10.4	30	52	25
28	Ben Scrase	4	0	0	23	1	1/6	0	5.75	24	23	6.67
29	Ijaz Ahmed	4	0	0	49	0	0/49	0	12.25	-	-	0
30	Umayr Mukhtar	3	0	0	28	0	0/28	0	9.33	-	-	0
31	Imdadur Rahman	1	0	0	9	0	0/9	0	9	-	-	0
32	George Huke	1	0	0	9	0	0/9	0	9	-	-	0

Fielding Statistics - 2nd XI

Rank	Player	Wicket Keeping Catches	Stumpings	Total Wicket Keeping Wickets	Fielding Catches	Run Outs	Total Fielding Wickets
1	Daniel Carter	0	0	0	8	0	8
2	Alistair Kilfoil	0	0	0	4	0	4
3	Martin Richardson	0	0	0	4	0	4
4	Abdul Wahab Niazi	0	0	0	3	0	3
5	Simon Creese	0	0	0	2	0	2
6	Dean Pullin	0	0	0	2	0	2
7	Nathan Warren	0	0	0	2	0	2
8	Richard Kislingbury	0	0	0	2	0	2
9	Colin Carson	2	0	2	1	0	1
10	Stuart Rutter	2	0	2	1	0	1
11	George Richards	1	0	1	1	0	1
12	Joshua Richardson	0	0	0	1	0	1
13	Ben Thorogood	0	0	0	1	0	1
14	Roland Allen	0	0	0	1	0	1
15	Calum Martin	0	0	0	1	0	1
16	Ben Scrase	0	0	0	1	0	1
17	Alex Dyer	0	0	0	1	0	1
18	Ben Amos	0	0	0	1	0	1
19	James Wigzell	3	1	4	0	0	0
20	Nicholas Woore	1	1	2	0	0	0
21	Adrian Kislingbury	0	0	0	0	1	1
22	Jeremy Yearsley	0	0	0	0	1	1
23	Lee Dyer	1	0	1	0	0	0

Captains Report for Hambrook CC 3rd XI Season 2018.

It saddens me to say that in my long association with Hambrook this has been the worst season for the 3rd XI that I can recall, in terms of overall performance & competitiveness.

They say that the "table doesn't lie" therefore finishing rock bottom, with the least wins at just 3, least number of batting and bowling points, and a massive 159 points behind the 3rd bottom team, really does tell its own story. In addition, due to a lack of players being available, we were forced to concede 4 matches this season.

There were however I believe mitigating circumstances. Four key bowlers from last year's team were either missing completely, or for more than half a season, for various reasons. This meant that for the most part we were forced to call on part-time bowlers in almost every game. To win matches you need to be able to bowl sides out, and we achieved this feat only once this season, against Barrow Gurney.

No one bowler achieved double figure wickets, with Rich Carter having most dismissals with 9. In support and considering that she only played for half the season, I would like to congratulate Jess Werrett on her 8 victims. She also achieved a memorable "hat-trick" against her old team Carson's, which was rare ray of light in an otherwise disappointing campaign.

And a special mention to young Calum Mealing, who at aged just 13 played a whole season in senior cricket, and toiled away with only the odd tantrum, for his 7 wickets!


On the flip side our batting was also less effective than last year, with only 4 players scoring more than 100 runs, compared to 7 in 2017. In truth we missed the weight of runs normally delivered by Jon Snell (who played less this season), however another golden oldie stepped up to the plate, as Rich Kislingbury came down from the 2nds to help the cause. Rich scored 396 runs at an average of 33, including a memorable 104 against Coalpit Heath, which gave us one of our three wins. This match is also remembered for a very rapid 62 runs from Aidy Kislingbury, which included 6 sixes.

However, this wasn't to be Aidy's only memorable contribution, as in the final match, played on the common, he struck a wonderful 128 runs against the other basement side, Pucklechurch. This was to be his maiden ton for the club, and richly deserved it was too.

So, 2 tons and a hat-trick did at least give us some outstanding moments in what overall a very disappointing season was.

My thanks to all the players who gave their best for the 3rd team this season. We will continue to run a 3rd XI next season, and as the song goes "Things can only get Better"

Kit Carson - 3rd XI Captain.



Thirteenth Division - 2018

Sponsored By:

Team	p	w	l	c	a	lcn	wcn	t	BatP	BowlP	Pen	Pts
Twyford House CC - A XI	18	12	3	1	1	0	1	0	54	52	-23	384
Whitchurch CC, Somerset - 3rd XI	18	9	6	1	1	0	1	0	59	48	-46	348
Coapit Heath CC - 3rd XI	18	10	6	1	1	0	0	0	55	64	0	334
Old Park CC, Glos - 1st XI	18	9	8	0	1	0	0	0	63	63	0	316
Chilcompton Sports CC - 2nd XI	18	7	9	0	1	0	1	0	62	53	-30	295
Patchway CC - 2nd XI	18	8	8	0	1	0	1	0	55	48	-21	294
Carsons & Mangotfield CC - 2nd XI	18	9	7	1	1	0	0	0	47	49	1	290
Barrow Gurney CC - 2nd XI	18	6	10	0	1	0	1	0	52	41	-30	253
Pucklechurch CC - 2nd XI	18	4	10	2	1	1	0	0	49	51	44	146
Hambrook CC - 3rd XI	18	3	10	0	1	4	0	0	34	36	6	94

p - Played, w - Won (20), l - Lost (0), c - Cancelled (5), a - Abandoned (10), lcn - Team Conceded (-10), wcn - Opposition Conceded (0), t - Tied (15), BatP - Batting Bonus Points, BowlP - Bowling Bonus Points, Pen - Penalty Points, Pts - Points

Batting Statistics - 3rd

XI

Rank	Player	Games	Inns	Not Outs	Runs	High Score	Avg	50s	100s
	Richard								
1	Kislingbury	12	12	0	396	104	33	2	1
2	Adrian Kislingbury	2	2	0	190	128	95	1	1
3	Jon Snell	9	9	2	189	73*	27	1	0
4	Malcolm Davis	9	9	2	138	42*	19.71	0	0
5	George Richards	4	4	0	79	40	19.75	0	0
	Abdul Wahab								
6	Niazi	10	9	0	77	25	8.56	0	0
7	Colin Carson	11	10	0	75	19	7.5	0	0
8	Toby Thomas	6	6	0	58	24	9.67	0	0
9	James Wigzell	2	2	1	56	40*	56	0	0
10	Callum Mealing	12	10	0	45	20	4.5	0	0
11	Lewis Woollard	6	5	1	44	16	11	0	0
12	James Worgan	3	3	0	36	17	12	0	0
13	Jeremy Yearsley	1	1	0	32	32	32	0	0
14	Alistair Kilfoil	2	2	0	31	29	15.5	0	0
15	Ijaz Ahmed	4	4	2	27	14	13.5	0	0
16	Simon Cross	3	3	0	27	27	9	0	0
17	Richard Carter	5	4	0	24	19	6	0	0
18	Martin Richardson	1	1	0	21	21	21	0	0
19	Roland Allen	2	2	0	20	19	10	0	0
20	David Branton	3	3	0	18	14	6	0	0
21	Logan Garland	6	5	2	17	6	5.67	0	0
22	Philip Keith	2	2	0	17	16	8.5	0	0
23	Jess Werrett	5	4	2	15	10*	7.5	0	0
24	Joshua Richardson	3	3	1	14	12*	7	0	0
25	Glyn Flinders	2	2	0	13	12	6.5	0	0
26	Tom Yearsley	2	2	1	12	7*	12	0	0
27	Luke Smart	3	3	0	12	12	4	0	0
28	George Huke	1	1	0	8	8	8	0	0
29	Tom Mealing	3	2	2	7	5*	-	0	0
30	Simon Creese	1	1	0	7	7	7	0	0
31	Jessica Werrett	4	4	3	3	3*	3	0	0
32	Jamie Kislingbury	3	1	1	1	1*	-	0	0
33	Roger Yearsley	1	1	0	0	0	0	0	0
34	Kieran Cook	1	1	0	0	0	0	0	0
35	Daniel Carter	1	1	0	0	0	0	0	0
	Bradley								
36	Kislingbury	1	0	0	0	-	-	0	0

Bowling Statistics - 3rd XI

Rank	Player	Overs	Maidens	Runs	Wickets	Best Bowling	5 Wicket Haul	Economy Rate	Strike Rate	Average	Percentage Team Wicket
1	Callum Mealing	68.4	5	321	7	2/27	0	4.67	58.86	45.86	10.94
2	Jess Werrett Abdul Wahab	40	6	140	8	3/39	0	3.5	30	17.5	25
3	Niazi	35	0	197	6	3/39	0	5.63	35	32.83	17.14
4	Richard Carter	34	0	130	9	6/22	1	3.82	22.67	14.44	30
5	Jessica Werrett	29	3	94	5	2/8	0	3.24	34.8	18.8	35.71
6	Lewis Woollard	24	0	134	5	2/10	0	5.58	28.8	26.8	29.41
7	Malcolm Davis	22	3	90	5	3/41	0	4.09	26.4	18	20
8	Ijaz Ahmed	20	1	52	4	2/9	0	2.6	30	13	21.05
9	Luke Smart	18	0	83	1	1/32	0	4.61	108	83	4.76
10	David Branton	15	1	52	2	2/28	0	3.47	45	26	13.33
11	Roland Allen	13	2	52	2	2/26	0	4	39	26	11.76
12	Adrian Kisingbury	11	0	44	2	2/37	0	4	33	22	13.33
13	James Worgan	9	0	52	1	1/47	0	5.78	54	52	10
14	Tom Yearsley	9	2	27	1	1/11	0	3	54	27	11.11
15	Jamie Kisingbury	8.4	0	38	1	1/10	0	4.38	52	38	4.55
16	Daniel Carter	8.1	1	34	4	4/34	0	4.16	12.25	8.5	40
17	Simon Creese Richard	8	0	31	5	5/31	1	3.88	9.6	6.2	50
18	Kisingbury	8	0	30	1	1/24	0	3.75	48	30	6.67
19	Glyn Flinders	8	1	21	1	1/21	0	2.63	48	21	14.29
20	Roger Yearsley	8	6	3	1	1/3	0	0.38	48	3	14.29
21	Toby Thomas Bradley	7	0	46	0	0/20	0	6.57	-	-	0
22	Kisingbury	7	1	25	0	0/25	0	3.57	-	-	0
23	Alistair Kilfoil	5	0	18	2	2/18	0	3.6	15	9	20
24	George Huke	4	0	29	0	0/29	0	7.25	-	-	0
25	Simon Cross	4	0	24	0	0/24	0	6	-	-	-
26	Jeremy Yearsley	3	1	16	0	0/16	0	5.33	-	-	0
27	Philip Keith	2	0	29	0	0/29	0	14.5	-	-	-

28 George Richards 1 0 0 5 0 0/5 0 5 - - 0

Fielding Statistics - 3rd XI

Rank	Player	Wicket Keeping Catches	Stumpings	Total Wicket Keeping Wickets	Fielding Catches	Run Outs	Total Fielding Wickets
1	Richard Kislingbury	0	0	0	4	0	4
2	Abdul Wahab Niazi	0	0	0	3	0	3
3	Colin Carson	3	2	5	2	0	2
4	Richard Carter	0	0	0	2	1	3
5	Daniel Carter	0	0	0	2	0	2
6	Malcolm Davis	0	0	0	2	0	2
7	Simon Cross	0	0	0	2	0	2
8	Jess Werrett	0	0	0	1	1	2
9	Joshua Richardson	1	0	1	1	0	1
10	Logan Garland	0	0	0	1	1	2
11	Lewis Woollard	0	0	0	1	1	2
12	Roland Allen	0	0	0	1	0	1
13	Simon Creese	0	0	0	1	0	1
14	Kieran Cook	0	0	0	1	0	1
15	Adrian Kislingbury	0	0	0	1	0	1
16	Jon Snell	0	0	0	1	0	1
17	Tom Yearsley	0	0	0	1	0	1
18	Tom Mealing	0	0	0	1	0	1
19	James Wigzell	3	1	4	0	0	0
20	George Richards	1	0	1	0	0	0

Sunday XI – no report required owing to the lack of matches played – thank you to Lee Dyer for arranging a full Sunday programme. Unfortunately, this was cancelled due to lack of support.

Youth Coordinator's Report

This season has seen the start of All Stars and the end of a group of players that have performed admirably over many years, many dating back to Kwik Cricket in the Under 8s.

First the new, thanks to Martin, Carol and Rich Dyer, Jeremy and others, for running our inaugural year of All Stars cricket. This brought in over 20 new kids into cricket and much fun was had on the Sunday mornings. What made it even better was the number that they asked to join in with Kwik Cricket with Jaz on Sunday mornings embedding their interest in the game and the club.

The U9s continued to develop well playing a mixture of softball and hardball cricket and once again shone in the Chipping Sodbury tournament and the U11 tournament at Bradley Stoke. It is a credit to the player development that the number of U9 and U10 players being put forward for District and County trials, normally an age group dominated by the private prep schools in the county. While not everyone will make the squads, it shows that we are doing the right things. Huge thanks to Jaz Ahmed for running Sunday mornings and congratulations to all the players.

The Under 11 team, often bolstered by many Under 9s, were competitive and played an enormous amount of cricket over the year. All players contributed with bat, ball or both and the improvement in the play through the season was remarkable. The benefit of the younger players is that many can continue to play Under 11 next season and will be even better for the experience. Thanks to Will Sanderson for captaining the side, and to Mark for his constant scoring.

The Under 13 team again was bolstered by the U11s and battled strongly against sides frequently significantly older. All this year's side are eligible to play once again next year and will continue to build confidence. Jack Butler led the side well as captain and as also a huge thanks to Rory O'Connor for looking after both sides.

The Under 15 team performed very well, with a run to the Cup Semi-Final and a runner up spot in the section. There were moments of the sublime, beating Thornbury, and the ridiculous (best not documented) but throughout the players were a credit to the club. All but 2 of the side move up to U17s next season, so we are looking very short of numbers at U15 next season with no one moving up from 13s. Thanks to Ben Amos for captaining the side and to all the squad for being a pleasure to coach. In terms of the 17s, this was the end of an era, with many players having been in the youth section for many years. As usual, they were incredibly rusty in the early season cup game and under-performed (who needs practice) but came back in the league section well. More importantly they enjoyed their last season of youth cricket. So huge thanks for many years of service to George Richards, George Huke, Rasib Ahmed, Jamie Kislingbury, Brendan Grimstead, Lewis Woollard, Jake Bush and George Weston. It has been a pleasure, even when you have driven us all to distraction. Thanks once to Martin Richardson for all the help.

In support of senior cricket, several youth players contributed significantly to senior cricket. Jeremy, Ben and Dan made their debuts in the 1st XI, George Weston continued to play regularly in 1st and 2nd XI, with Callum Mealing and Lewis Woollard fixtures in the 2nd or 3rd XI most weeks. George Richards, George Huke, James Worgan, Owais Asif also played several games over the season when work and other commitments allowed. Thanks to all youth players that made themselves available and the parents that we co-opted into playing too.

Next season there will be even more change in Youth Cricket. The ECB has released new guidelines for youth cricket, recommending shorter pitches and smaller teams for cricket up to and including U11. We'll see if these are adopted by the BYCL and the GCB youth set up in the coming months.

The Under 12 Indoor League is back underway and Hambrook started with a win and will continue through the coming months. Indoor training will be back on from February, times to be confirmed.

Finally, a reiteration of thanks to the players, parents, and everyone that has helped this year. Thanks to Tom for controlling the money, Rory, Jaz, Martin for managing the coaching and sides, Martin and Carol for All Stars, Jo and Stu for being Child Welfare Officers and Will for taking on the U12 indoor league. Last and by no means least, massive thanks to Roland who managed to provide us with tracks throughout the season that were the best we played on anywhere even though we seemed to have an inordinate number of home games.

Richard Carter - Youth Co-ordinator

Hambrook Cricket Club Youth Section 2018 - End of Season Financial Summary

2018 Income

Item Notes

Pre-season nets £292.00
Kit payments received £196.50
Player registrations £708.50
Sports club memberships £10 x 22 £220.00
All Stars subscriptions £140.80
Jon Godwin funeral donations £924.00
TOTAL INCOME £2,481.80

2018 Expenditure

Item

Pre-season nets hire £471.00 To Yate Academy
Purchase of cricket balls £141.00
Sports club memberships payment £220.00 To Hambrook Sports Club
BYCL League Fees £80.00
Kit £655.50 Harris Sports
ECB Training Coaching Course Fees £320.00 Ijaz Ahmed
Coaching membership fees (ECB) 2 x £30 £60.00 M.Richardson & Rory O'Connor
Indoor League Fees 17/18 £400.00
End of season awards trophies £123.24 Engrave It Online
Chipping Sodbury Festival Fees £20.00
TOTAL EXPENDITURE £2,490.74
Total Income minus Total Expenditure -£8.94

Banking reconciliation

End of season balance 2017 brought forward £4,832.71 As at 31.10.17
End of season balance 2018 carried forward £4,823.77 Closing balance at 12.10.18
-£8.94

Youth Section treasurer's Report:

Income from 22 family memberships payable in 2018 compared to 30 in 2017 indicates a lower 'catchment' of families. Registration payments have reduced from £877 in 2017 to £708 in 2018. This has placed a greater pressure on return against fixed costs such as winter nets and indoor league fees. Income from running the winter nets at Yate in the spring fell short of the costs of hiring the venue by £180.

The Youth Section Committee also took a decision to provide some clothing kit to members at discounted cost.

There has also been an in year exceptional cost for the Ijaz Ahmed's ECB Coaching Course.

The generous donations to the Youth Section at the funeral of Jon Godwin has allowed the Committee to support the above expenditure without depletion to the overall financial position.

However, unlike previous years, it should be noted that there has been no income generated from fundraising events during 2018.